

Enjoy English

4

класс



Student's Book



Условные обозначения



— задание для аудирования в классе



— письменное домашнее задание



— задание для чтения в классе



— проверь себя



— работа в парах



— проектная работа



— задание повышенной трудности



— действующее лицо



— глагол, обозначающий отношение к действию



— действующее лицо (3 лицо, ед. ч.)



— глагол в прошедшем времени



— качество, объект



— глагол, обозначающий действие, чувство, состояние



— место действия



— время действия



— глагол-помощник в будущем времени



— вопросительное слово



— глагол-связка



— глагол-помощник



М. З. Биболетова, О. А. Денисенко, Н. Н. Трубанева

АНГЛИЙСКИЙ ЯЗЫК

АНГЛИЙСКИЙ С УДОВОЛЬСТВИЕМ Enjoy English

Учебник для 4 класса
общеобразовательных учреждений

*Рекомендовано Министерством образования и науки
Российской Федерации к использованию в образовательном
процессе в образовательных учреждениях, реализующих
образовательные программы общего образования
и имеющих государственную аккредитацию*



ИЗДАТЕЛЬСТВО
Г И Т У Л
Г И Т У Л
P U B L I S H E R S

2009

**Учебно-методический комплект
“Английский с удовольствием” /
“Enjoy English” (4 класс)
состоит из следующих компонентов:**

- учебника
- книги для учителя
- рабочей тетради
- аудиоприложения (аудиокассета, CD MP3)

По вопросам приобретения УМК “Enjoy English” для 4 класса следует обращаться в издательство “Титул” по телефону: (48439) 9-10-09 или по электронной почте: pochta@titul.ru (книга почтой), umk@titul.ru (оптовые покупатели).

Биболетова М. З., Денисенко О. А., Трубанева Н. Н.

Б59 Английский язык: Английский с удовольствием / Enjoy English: Учебник для 4 кл. общеобраз. учрежд.— Обнинск: Титул, 2009.— 144 с.: ил.
ISBN 978-5-86866-305-5

Учебно-методический комплект “Английский с удовольствием” для 4-го класса предназначен для обучения английскому языку учащихся начальных классов общеобразовательных учреждений. Он является третьим учебником курса английского языка “Английский с удовольствием”, который охватывает начальную и основную школу (2–9-е классы), обеспечивая преемственность между различными этапами обучения английскому языку.

“Английский с удовольствием” для 4-го класса написан в русле одного из ведущих современных методических подходов: коммуникативно-когнитивного.

Учебник ориентирован как на развитие коммуникативных умений учащихся на английском языке во всех видах речевой деятельности (аудировании, говорении, чтении и письме), так и на развитие детей средствами английского языка. Содержание курса соответствует требованиям федерального компонента государственного стандарта общего образования по иностранным языкам и Примерной программе по английскому языку для начальной школы. К курсу “Английский с удовольствием” для 2–9-х классов разработана Авторская программа, которая имеет гриф Министерства образования РФ.

ББК 81.2Англ-922

Contents

Unit 1. Speaking about seasons and the weather

Section 1. What is your favourite season?	5
Section 2. Speaking about the future	11
Section 3. When the weather is fine... ..	16
Section 4. Writing at home	18
Do you remember the words from Unit 1?	19
Test yourself	19

Unit 2. Enjoying your home

Section 1. Describing your house	20
Section 2. What is there in your room?	23
Section 3. Home sweet home	28
Section 4. Writing at home	30
Do you remember the words from Unit 2?	31
Test yourself	31
Project "We'll visit fairy land next holidays!"	32

Unit 3. Being happy in the country and in the city

Section 1. We like the place we live!	33
Section 2. Are they different: the country and the city?	37
Section 3. People and animals in the country and in the city	44
Section 4. Writing at home	48
Do you remember the words from Unit 3?	49
Test yourself	49

Unit 4. Telling stories

Section 1. Reading last summer story	50
Section 2. In the world of fantasy	54
Section 3. How to ask questions in the Past Simple	57
Section 4. Writing at home	62
Do you remember the words from Unit 4?	63
Test yourself	63
Project "Let's write a fairy tale!"	64

Unit 5. Having a good time with your family

Section 1. Being happy together!	65
Section 2. What do you do to help your family?	70
Section 3. Answering phone calls	76
Section 4. Let us try to be polite	80
Section 5. Writing at home	82
Do you remember the words from Unit 5?	84
Test yourself	84

Unit 6. Shopping for everything

Section 1. Shopping for clothes	85
Section 2. There is no bad weather, there are only bad clothes	90
Section 3. Shopping for food	92
Section 4. Writing at home	96
Do you remember the words from Unit 6?	98
Test yourself	98
Project "MFM for Stars"	99

Unit 7. School is fun

Section 1. What do we do at school?	100
Section 2. The things you can use in the lesson	103
Section 3. Reading for pleasure	107
Section 4. Writing at home	115
Do you remember the words from Unit 7?	117
Test yourself	117
Project "Diploma"	118
Grammar reference	119
List of irregular verbs	130
English-Russian vocabulary	132

Speaking about seasons and the weather

Section 1. What is your favourite season?



ski



toboggan



play snowballs

make
a snowman

play hockey



skate



jump



play football



play badminton



ride a bike



run



dive



swim

play
basketballplay
volleyballplay table
tennis

1. Look at the pictures. Listen and say what you can do.

2. Read and say.






1) What can you do in winter?







2) What can you do in summer?

3) What can you do **any time** (в любое время)?

3. a) Ask your classmates what they like to do in winter and in summer.

Example:




 to 
 ?
 Do you like to ski in winter?





 to 
 ?
 What do you like to do in summer?

b) Now mark their answers in the table.

		Nick	Ann	...			Nick	Ann	...
In winter	to play hockey				In summer	to play tennis	✓		
	to toboggan	✓				to swim			
	to skate					to dive			
	to ski	✓				to ride a bike			
...				...					

4. Say what one of your classmates likes to do in winter and in summer.

Example: Nick likes to toboggan and ski in winter.
He likes to play tennis in summer.



5. Listen and say what Tiny and his friends like to do in winter and in summer.

Example: Tiny likes to ski in winter.
He likes to play table tennis in summer.



6. Listen and read:

- [ɪ] spring, winter, windy
 [ɒ] on, not, clock, frog, hot
 [ʌ] jump, duck, summer, sunny
 [aʊ] now, mouth, down, cloudy
 [əʊ] don't, open, cold

7. Look at the pictures. Guess (догадайся) the meaning of the words.



It is cold.= It's cold.— Холодно.
 It is winter.= It's winter.— Зима.

8. Read the story and answer the question: "What do the children see in the sky?"

Two Ducks and the Frog

The Frog lives in the river. She is very kind. But she likes to chat (болтать) a lot. She can chat from morning till night. She has got two good friends. They are big ducks.

Autumn comes. It's **cold**, **cloudy** and **windy**. It's time for the ducks to fly to Africa. They like summer because it's **hot** and **sunny**. They don't like winter. It's **snowy** and cold. The Frog likes summer too. She wants to see Africa. She says, "My friends, take me to Africa with you, please!"

"Good!" — say the ducks. "But you must not speak! Don't open your mouth!"

So the Frog takes a stick in her mouth and puts it in the middle (в середине). Then one duck takes one end of the stick, the other duck takes the other end. They start to fly.

The children see the ducks in the sky.

"Look! What have the ducks got? What is it?"

"It is a big clock!"

"I am not a clock! I am a Frog!"



And flop! The Frog falls down from the sky.

Look and learn!

- cold [kəʊld] —
холодный, холодно
 cloudy ['klaʊdɪ] —
облачный, облачно
 windy ['wɪndɪ] —
ветренный, ветрено
 hot [hɒt] — горячий, жарко
 sunny ['sʌnɪ] —
солнечный, солнечно
 snowy ['snəʊɪ] —
снежный, снежно

9. Put the pictures in the correct order. Choose (выбери) the right variant.

- a) 3, 4, 2, 1
 b) 4, 2, 3, 1
 c) 4, 2, 1, 3



10. Answer the questions:

- 1) Who lives in the river?
- 2) What does the Frog like very much?
- 3) Do the ducks like winter? Why?
- 4) Why do the ducks take the Frog with them?
- 5) What do the birds say to the Frog?
- 6) What do the children see in the sky?
- 7) What season is it in the text? Do you like this season? Why? Why not?



11. Read and act out.



12. Say why you like / don't like summer (winter / spring / autumn).

I like /
don't like

summer
spring
autumn
winter

because

it's warm.
it's cold and snowy.
it's hot.
it's green.
it's sunny and fine.
it's rainy and cloudy.
it's nice.
it's snowy.

Look and learn!

warm [wɔ:m] — тёплый, тепло

rainy ['reɪni] — дождливый,
дождливо



13. Listen to Tiny's poem. Learn the poem.

In winter it's cold and snowy,
In summer it's sunny and fine,
In autumn it's cloudy and rainy,
In spring I can jump up to the sky.

14. Guess what the weather is like in summer in:



1

It's ... in Antarctica.



2

... in Africa.

What is the
weather like?



3

... in Great Britain.



4

... in Russia.

15. Say what you can do in different weather. Use the words from the box.

Example: When it's cold, I can watch TV at home.

- 1) When it's rainy, I can...
- 2) When it's snowy, I...
- 3) When it's warm, I...
- 4) When it's windy, I...
- 5) When it's hot, I...
- 6) When it's sunny, I...

dive and swim
draw pictures
read books
ski and skate
walk in the park
play with my friends



16. Create a dialogue. Put the sentences in the correct order (1–6). Listen and check the order. Then read the dialogue with a classmate.

Hi! I am from Russia.
Where are you from?

Hi! I am from Great Britain.



- 1 Hi! I'm from Russia. Where are you from?
- It's rainy and windy! And in Russia?
- What's the weather like in Great Britain in winter?
- 2 Hi! I'm from Great Britain.
- It's cold and snowy!
- That's great! I like the Russian winter very much!



17. Представь, что ты с одноклассником — жители разных стран. Расскажите друг другу, какая погода обычно бывает в этих странах в разное время года.



18. Расскажи Тайни, какая погода обычно бывает в твоём родном крае в разное время года и что ты любишь делать в разную погоду.

Section 2. Speaking about the future

19. Listen and say where Tiny is. What's the weather like there?

I will swim.— Я буду плавать.

You will swim.— Вы будете плавать.

Правильно говорить о действиях и событиях, которые будут происходить в будущем, тебе поможет вспомогательный глагол **will**. Он ставится перед основным глаголом (swim). Простое будущее время называется **Future Simple**.



20. Read the story and answer the question: "Has the Donkey got a favourite season?"



The Donkey's Favourite Season

It's winter. It's cold and snowy. The Donkey is sad. "I don't like winter because I haven't got any green grass (трава). I can't walk in the park. In spring I will walk and play with children," says the Donkey.

Spring comes. It's warm and sunny. Now the Donkey is in the park. He has got a lot of green grass to eat. But he is sad again.

"I don't like spring! The children are very noisy (шумные) in the park. In summer I will dive and swim," says the Donkey.

Summer comes. It's hot. The children dive and swim. They ride bikes and scooters, play badminton and football. But the Donkey is sad again.

"I don't like summer because it's very hot. In autumn I will eat apples and carrots," says the Donkey.

Autumn comes. It's cloudy and rainy. Now the Donkey has got a lot of apples and carrots to eat. But he is sad again. "I don't like autumn because it's cloudy, windy and rainy. In winter I will play snowballs and toboggan."

Winter comes. But the Donkey is sad again...

21. Read and say: true or false.

- 1) The Donkey hasn't got any green grass in winter.
- 2) Spring comes. It's rainy and cloudy.
- 3) In summer the children dive and swim.
- 4) The Donkey likes summer because it's very hot.
- 5) In autumn the Donkey has got a lot of apples and carrots to eat.

22. Look at the pictures (Ex. 20). Read the sentences in the text to illustrate them.



Спутниками Future Simple (будущего времени) часто являются слова **tomorrow** (завтра), **next week** (на следующей неделе), **next year** (в следующем году), **in an hour** (через час).

23. Read and translate (переведи).

- 1) I will do my homework in an hour.
- 2) We will play basketball tomorrow.
- 3) You will get a very nice birthday present tomorrow.
- 4) She (He) will send me a postcard next week.
- 5) It will be snowy next winter.
- 6) They will come to Russia next year.

24. Help the Donkey to find his favourite season. Tell him what you will do next year (next winter, next spring, next summer, next autumn).

Example: I will make a funny snowman next winter.



25. Create two dialogues. Put the sentences in the correct order (1-4).

- I'm sorry. I'm very busy.
- 1 Would you like to play football today?
- Tomorrow is fine.
- What about tomorrow morning?

- I think autumn.
- Because I like apples very much.
- Why autumn?
- 1 Which is your favourite season?



26. Now listen to the dialogues. Check the order. Read the dialogues with a classmate.

27. Complete the sentences.



It will be cold in winter.



It will be ... today.



It will today.



It today.

28. Make the weather forecast (прогноз погоды) for winter months. Use:



windy, rainy, cloudy, sunny, snowy, cold, warm

December January February

Example: I think December will be snowy.



В разговорной речи англичане часто используют сокращение 'll вместо **will**.

Давайте будем говорить, как англичане!

Example: We'll help our teacher tomorrow.

I'll get a nice present next week.

29. Rex is a kind dog. He is the Donkey's new friend. What does he say?

I'll play with you tomorrow.

I ... walk with you in the park in an hour.

I ... play badminton with you next summer.

I ... dance for you next week.

I ... play snowballs with you next winter.



30. Say what you will do tomorrow. Use the words in the box.

Example: I'll visit my friend tomorrow.

ride my scooter

send a postcard to my friend

read fairy tales

help my mum

visit my grandma

play table tennis

play computer games

listen to music

draw funny pictures

go to school



He **will** read.



He **will not (won't)** read.



Will he read? Yes, he **will**. (No, he **won't**.)




What **will** he do tomorrow?



31. Ask your classmate what she / he will do tomorrow.
Will you ... tomorrow?

Example: — Will you fly to Africa tomorrow?



32. Read what Tiny will do next week. Do you think he will do it?

Example: I think he won't build a new house on Monday.

Monday	I'll visit my friend. I'll build (строить) a new house for him.
Tuesday	I'll toboggan and ski. I'll write 10 new fairy tales.
Wednesday	I'll learn Russian and write a letter to my Russian friends.
Thursday	I'll send 200 postcards to my friends.
Friday	I'll clean my house and watch TV.
Saturday	I'll visit my doctor.
Sunday	I'll make ninety-nine big cakes.

33. Ask Tiny about his plans (планы) for the next week.
Use: will, where, why, when, what.

Will you write to me next week?

What will you do on Tuesday?

34. Tell about your plans for your winter and summer holidays.

Example: I'll play hockey in winter.

I'll dive and swim in summer.

Section 3. When the weather is fine...

35. Look and guess what the weather will be tomorrow.

Example: In Pskov it will be rainy tomorrow.



• Pskov



• Tomsk



• Yakutsk



• Moscow



• Kazan



36. Listen to the weather forecast and check yourself.

37. Say what the weather will be in your home place tomorrow.

Example: I think the weather will be...



38. Read Jill's letter and answer the question:

"Does Jill like winter?"



Look and learn!

holiday ['hɒlɪdɪ] —

выходной, праздник

holidays ['hɒlɪdɪz] —

каникулы

to have a picnic —

выезжать на пикник

to fly a kite [kaɪt] —

запускать воздушного змея

to play hide-and-seek

[haɪdən'si:k] — играть в прятки

25 September

Dear Ann,

Thank you for your letter.

Today is Saturday. It's a **holiday**. I don't go to school on Saturdays and Sundays.

It's rainy and cloudy today. But it isn't windy. It's warm. I like autumn. It's my favourite season. When it's rainy, I can listen to music and read a book. When it's

sunny and warm, we can have a picnic in the park. My dad says, "Tomorrow the weather will be fine. We'll go to the park and **have a picnic.**"

My dad and my brother Jim will **fly a kite**. My mum, our dog Rex and I will **play hide-and-seek**. We'll have cheese and ham sandwiches and many tasty cakes with tea.

But winter will come soon. You know I don't like winter. We don't have picnics in winter.

Ann, what is your favourite season? What do you like to do in this season?

What will you do next winter?

Write back.

Yours,
Jill Brown



39. Choose the correct answer. Read it aloud.

- 1) What is the weather like on Saturday?
 - a) It's rainy and windy. b) It's rainy and cloudy.
- 2) What does Jill do in rainy weather?
 - a) She listens to music. b) She watches TV.
- 3) Will the weather be fine tomorrow?
 - a) Yes, it will. b) No, it won't.
- 4) What will they do in the park?
 - a) They'll read books. b) They'll have a picnic.
- 5) What is Jill's favourite season?
 - a) It's autumn. b) It's winter.

40. Complete the sentences.

Example: The Browns will have a picnic tomorrow.

- 1) Dad and Jim will...
- 2) Mum and Jill will...
- 3) They will...

41. Read Jill's letter again. Answer her questions.

42. Tomorrow you and your friends will have a picnic. Say what you will do.



Section 4. Writing at home

1. Ответь на вопросы письменно:
 “What do you like to do in winter?”
Example: I like to toboggan in winter.
 “What do you like to do in summer?”
Example: I like to dive in summer.
2. Прочитай текст “Two Ducks and the Frog” ещё раз.
 Закончи предложения:
 - 1) The Frog likes ... very much.
 - 2) The ducks like summer because...
 - 3) The ducks say to the Frog, “...!”



3. Ответь на вопрос: “What season do you like and why?”
Example: I like winter because it’s white and snowy.
 I can ski in the park.
4. Выбери нужный глагол. Запиши предложения в тетрадь.
 - 1) He’ll **draw** / **draws** a funny picture for his sister tomorrow.
 - 2) I’ll **have** / **have** breakfast at 8 am every day.
 - 3) We’ll **help** / **help** you in an hour.
 - 4) It **is** / **’ll be** snowy and cold next winter.
 - 5) They’ll **play** / **play** computer games next week.
 - 6) She’ll **listen** / **listens** to music every Sunday.
5. Напиши, что ты будешь делать завтра, на следующей неделе. Воспользуйся моделью:

tomorrow (next week).

Example: I’ll help my mum tomorrow.
 I’ll visit my grandma next week.

6. Выбери: will или won't.

- 1) The forest ... be green in spring.
- 2) The children ... skate and play hockey in summer.
- 3) Jill ... have a picnic in winter.
- 4) Tomorrow it will be windy. Jim ... fly a kite.
- 5) Tiny will be busy. He ... play tennis tomorrow. He will help Billy tomorrow.

7. Ответь на письмо Джилл Браун. Расскажи о своём любимом времени года.

Do you remember the words from Unit 1?

hide-and-seek
 holiday (holidays)
 kite
 picnic
 rain
 snow
 snowball
 snowman
 year

cold
 cloudy
 hot
 rainy
 snowy

sunny
 warm
 windy

dive
 toboggan

fly a kite
 have a picnic
 make a snowman
 play hide-and-seek
 What's the weather like
 today / in winter?

next (week, year)
 tomorrow


Test yourself

Do the exercises in your workbook.
 Mark your score.

27-30	21-26	15-20	< 15
Very good!	Good!	OK!	Try again!

Enjoying your home

Section 1. Describing your house



1. Look at the house. Jim and Jill live in this house. Listen and learn:

- | | |
|---------------|------------|
| 1 hall | 6 bathroom |
| 2 kitchen | 7 toilet |
| 3 pantry | 8 window |
| 4 living room | 9 wall |
| 5 bedroom | 10 door |

2. Say how many rooms the Browns have got. Name the rooms.

Example: The Browns have got ... rooms. They have got a living room, ...

3. Listen and read:

[u:] room, bathroom, living room, bedroom

[ɔ:] wall, hall, floor, door, small

[tʃ] cheese, chair, kitchen, teacher, check

[æ] has, have, flat, pantry

[eə] hair, where, there, chair, share

4. Listen and act out:

Jim: Have you got a room of your own [əʊn] (своя)?

Andrew: Yes, I have. But it's not very big. It's small. Have you got a room of your own?

Jim: No, I haven't. I share a room with my sister. (Мы живём в комнате вместе с сестрой.)

Jill: Do you live in a flat or in a house?

Rose: We live in a flat.

Jill: Is your room big or small?

Rose: My room is small.

5. Ask your classmates and fill in the table.



Name	Shares the room	Doesn't share the room	Big room	Small room
Anton		✓		✓
Nadya				

6. Say how many rooms you have got. Name them.

Example: I have got three rooms in my flat.

I have got a bathroom in my flat.

There is a bedroom in my flat.

There are two bedrooms in my friend's flat.

There is no TV in my room.

There are no posters in my room.

7. Rex tells Tiny about the Brown's house. But he misses some words. Help Tiny to fill in the words.

- 1) There ... bedrooms in the house.
- 2) There ... doors in the hall.
- 3) There ... no windows in the hall.
- 4) There ... a kitchen in the house.
- 5) There ... a living room in the house.
- 6) There ... a pantry in the house.
- 7) There ... a lot of windows in the house.



8. Read the first part of Tiny's new story. Answer the question: "What does Simon like to do on the farm?"

The Big Secret

Part 1

In summer Simon likes to visit his granny. She lives on a farm. She has got a big clean house. It is old but nice. There are three bedrooms, a living room, a pantry, a **large** kitchen and a hall in the house.

Every day Simon helps his granny clean the rooms and water the flowers.

When it's hot and sunny, Simon likes to swim and dive in the river. He likes to ride a horse, fly a kite and have a picnic with his granny.

When it is rainy, he can draw pictures in his own room, watch TV or read books in the living room.

Sometimes he plays hide-and-seek with his granny in their house. It is very **interesting!**

Today the weather is bad. It's rainy and cloudy. It's cold. Simon can't go for a walk.

Granny is busy. She **goes shopping** in the morning. Simon is alone (один) now. He is sad. Simon doesn't want to read or draw. He wants to play with somebody (с кем-нибудь). But suddenly, "Mew! Mew! Mew!" "Oh, what's this?"



Look and learn!

large [lɑ:ʤ] — большой

sometimes ['sʌmtaɪmz] —
иногда

interesting ['ɪntrɪstɪŋ] —
интересный

go shopping [gəʊ 'ʃɒpɪŋ] —
ходить за покупками

9. Complete the sentences.

In summer Simon...

There are three bedrooms,...

When it is hot and sunny, Simon...

Today the weather...

He doesn't want...

10. Answer the questions. Read the correct answer from the text.

1) How many rooms are there in granny's house? What are they?

2) What does Simon do to help his granny?

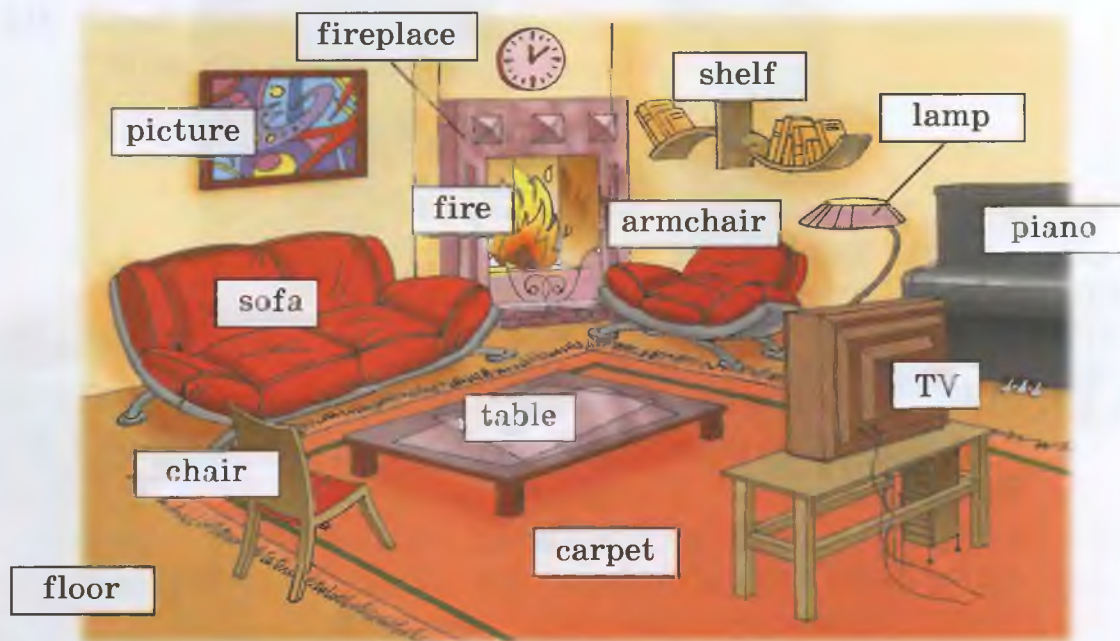
3) Why is Simon sad?

4) What does he want to do?

5) What do you do to help your mum and granny?

Section 2. What is there in your room?

11. Look at the Browns' living room. Listen and find the things in it. Say what things you have at home.



12. Listen and read:

[ɑ:] bath, bathroom, carpet, arm, armchair

[æ] lamp, pantry, black, flat

[ɔ:] floor, door

[aɪə] fire, fireplace

13. Tiny didn't visit the Browns. Tell him about their living room.

Example: There is a fireplace in the living room.



Is there a piano in your house? —

Yes, there is. / No, there isn't.

Are there any books in your living room? —

Yes, there are. / No, there aren't.



14. Ask your classmate to close (закрыть) the textbook. Check if he / she remembers what the Browns have in their living room.

Example: — Is there a chair in the living room?

— Yes, there is.



15. Imagine (представь себе) Tiny's living room. What is there? Make a list. Ask your classmate to guess what's on your list.

Example: — Is there a sofa in his living room?

— Yes, there is.




16. Your friend visited (навестил) Tiny. Ask him questions about Tiny's house.

Example:

Is there a sofa in his living room?

Are there any armchairs in his living room?





17. Listen to what Simon says about his room. Look at the pictures. Guess where Simon's room is.



18. Compare (сравни) your room to Simon's room. Talk about them.

Example: There are two armchairs in Simon's room.
There are no armchairs in my room.



19. Read Tiny's story (Part 2). Answer the question:
"Who is Simon's new friend?"

The Big Secret

Part 2

"What's this? Who's saying 'Mew!'?"

Simon is in the living room. The living room is nice. There is a round table **in the middle** of the room. There is a big armchair **next to** the fireplace. When it's cold, Simon likes to read interesting books in the armchair.

"Mew! Mew!"

Now he is looking for (ищет) the sound: **under** the table, **behind** the armchair, **between** the sofa and the armchair. "Nothing!"

Simon is in his room. He is still looking for the sound: **on** the floor, **under** the bed, **above** the shelf, **under** the carpet. "Nothing!"

Look and learn!

- in the middle [mɪdl] — в середине
- of — в середине
- next to [nekst] — рядом
- under ['ʌndə] — под
- behind [bɪ'haɪnd] — за
- between [bɪ'twi:n] — между
- on — на
- above [ə'boʊv] — над



Look and learn!

in the left corner

[left 'kɔ:nə] —

в левом углу

in the right corner

[raɪt 'kɔ:nə] —

в правом углу

Simon is in the pantry. And he is still looking for the sound: **in the left corner, in the right corner.** “Nothing!”

Simon is in his kitchen. In the middle of the room there is a box. Simon is surprised (удивлён).

“Mew! Mew!” comes from the box.

“What are you?” Simon says. “What is in the box?”

It’s a secret. Then he sees two black ears..., two big green eyes... and a small pink nose!

“Oh! It’s a kitten!” says Simon.

He is so happy! He has got a new friend. They will play hide-and-seek together.

20. Find and read the sentences in the text about Simon looking for the kitten.

21. The kitten likes to play hide-and-seek with Simon. Say where the kitten is looking for Simon.

Example: The kitten thinks that Simon is **in the box**.




1 in the box



2 above the table




3 under the sofa



4 behind the armchair



5 between the fireplace and the armchair



6 in the middle of the room



7 in the left corner



8 under the table

22. Let's play "Hide-and-seek"!



above



between

in the middle of



behind

in the left corner

in the right corner

- 1) Отвернитесь с одноклассником друг от друга. Возьмите по листку бумаги, нарисуйте одинаковые квадраты, которые будут вашими комнатами.
- 2) Расположите в комнате: стол, софу, кресло, коврик, кровать, книжную полку. Обведите кружочком то место (предположим, за креслом), где вы спрятались.
- 3) Повернитесь друг к другу. Постарайся выяснить, где спрятался твой одноклассник.

Example: A: Are you under the armchair?
B: No, I am not. (I'm not.)
A: Are you behind the sofa?
B: No, I am not.
A: ...

23. Tell Simon about your room.

Section 3. Home sweet home



24. Look at the picture. Read the text. Complete the sentences with **is** or **are**.



Look and learn!

a desk [desk] —
письменный стол
a wardrobe
['wɔ:drəʊb] — шкаф
для одежды

Our Room

Hi! I am Jill. I haven't got a room of my own. I share it with my brother. Our room is nice and large. There ... two **desks** next to the window. There ... a computer on Jim's desk. I have my own player on my desk. There ... a lamp between our desks. Of course, there ... two beds in our room. We go to bed at 10 o'clock every night. But in the morning we must go to school and our mum wakes us up (будит).

There ... a big warm carpet on the floor. There ... a lot of books on the shelf. We like to sit on the carpet and read interesting books. You can see many posters on the wall. Jim collects them. I like teddy bears. You can see them on the shelf, on the table and on the floor. There ... a big **wardrobe** at the wall. You can see my teddy bear on the wardrobe too.

We like our room very much.



25. Listen and check yourself.
26. Compare your room with Jim and Jill's room. Talk about them.

Example: There are two beds in their room.
But there is one bed in my room.

27. Talk about your favourite room in your flat.

28. Help Miss Chatter to decorate her living room. Draw, colour and label (подпиши) the things in it. Describe the room. Use the words in the box.




Example: There is a sofa next to the fireplace.

on the wall
on the floor
on the shelf
at the wall
above the table
next to

in the room
in the middle of the room
in the left corner of the room
in the right corner of the room
between the armchairs



29. Jim and Jill are in Simon's house. Listen and guess which room Jim is in now.



30. Describe the room where Jill is in now.



Section 4. Writing at home

1. Вставь пропущенные буквы. Запиши в тетрадь:
bedr__m, ki__en, ba__room, wind__,
d__r, h__l, l__ing room, to_let

2. Вставь пропущенные **is** или **are**.

1) There ... one window in the kitchen.

2) There ... no posters in my room.

3) There ... many doors in Jim's house.

4) There ... a big living room in the flat.

5) There ... two bathrooms in the house.

3. Расставь буквы в правильном порядке и запиши слова:

c, p, t, i, u, e, r



a, c, p, r, t, e



o, f, s, a



h, s, l, e, f



l, c, c, o, k



r, a, m, h, c, i, a, r



w, n, o, i, d, w



a, p, m, l



4. Напиши вопросы, на которые даны эти ответы:

Образец: — Are there many boys in your school?

— Yes, there are many boys in our school.

1) ...? — Yes, there are two books in the bag.

2) ...? — No, there are no armchairs in the bedroom.

3) ...? — Yes, there is a clock on the wall.

4) ...? — No, there is no TV in our room.

5) ...? — Yes, there is a shelf next to the fireplace.

5. Переведи на английский язык.

• под столом

• в правом углу

• за креслом

• в середине комнаты

• на полу

• над столом

• в левом углу

• между кроватями

6. Выбери нужный предлог. Запиши предложения в тетрадь.

Образец: There is a piano **in / on / at** the room.

- 1) There are two desks next **to / in / on** the window.
- 2) There is no pantry **on / in / at** his flat.
- 3) There is a nice carpet **at / on / in** the floor.
- 4) I share a large room **of / from / with** my brother.
- 5) There are many interesting books **at / on / in** the shelf.

7. Выполни упр. 27 на стр. 28 письменно.

Do you remember the words from Unit 2?

armchair	living room	sometimes
bathroom	pantry	
bed	picture	above
bedroom	shelf	behind
carpet	sofa	between
chair	table	in the (right / left) corner
desk	toilet	in the middle
door	wall	next to
fireplace	wardrobe	on
flat	window	under
floor		
hall	interesting	go shopping
kitchen	large	share
lamp	own	there is (are)



Test yourself

Do the exercises in your workbook.
Mark your score.

27-30	21-26	15-20	< 15
Very good!	Good!	OK!	Try again!



Project: "We'll visit fairy land next holidays!"

1. Давай придумаем волшебную страну и отправимся в путешествие. Заполни таблицу в рабочей тетради: В какое время года (season) мы окажемся в волшебной стране? В каком месяце (month)? Какая будет погода (weather)? Где будем жить? Сколько и какие комнаты (rooms) будут в домике? Что из предметов мебели (things) нам потребуется?

Season	Month	Weather	Rooms	Things

2. Придумай рассказ о предстоящих каникулах в волшебной стране. Воспользуйся планом.

We will go to fairy land in

It will be We will live in

There will be a bedroom in our house. We will have TV, ... in our room.


We will play Let's go to fairy land together!

3. Расскажи одноклассникам о предстоящей поездке. Пригласи их принять участие в этом путешествии.



Being happy in the country and in the city

Section 1. We like the place we live!



1. Look at the picture. Read and repeat:

- | | | |
|----------|--------------|----------|
| 1 field | 5 hill | 8 sheep |
| 2 cow | 6 bridge | 9 horse |
| 3 road | 7 apple tree | 10 river |
| 4 garden | | |



a horse — horses
 a cow — cows
 a city — cities
 a town — towns

but

a sheep — a lot of (many) sheep
 a man — men
 a woman — women



2. Listen and read:

[ɑ:]	[aʊ]	[ʌ]	[ɪ]
car	down	funny	big
large	brown	some	live
farm	how	up	bridge
garden	now	London	hill
dark	cow	butter	windy
farmer	town	country	city

3. Read Sveta's letter. Say what you can see in the city and in the country.



Dear Pen Friend,

My name is Sveta. I am from Russia. It is a large **country**. There are many cities, towns and farms in Russia. The **capital** of Russia is Moscow. I live in Moscow. It's a big **city**. The streets are wide and long in Moscow.

In the streets you can see a lot of **people**, cars, big and tall houses.

Some people like to live **in the country**. In the country you can see green fields and hills, long rivers and nice green gardens with apple trees. There are a lot of cows, horses and sheep on the farms. The houses in the country are nice and small.

Our country is beautiful! Come and see us!

Best wishes,
 Sveta Belova

Look and learn!

country ['kʌntɹɪ] — страна; сельская местность (деревня)
in the country — за городом (в деревне)
capital ['kæpɪtl] — столица
city ['sɪtɪ] — город
people ['pi:pl] — люди



4. Look at the pictures. Read the sentences from the letter to describe the pictures.




5. Find the words in plural (во множественном числе) in Ex. 3. Read and translate them into Russian.



6. Listen, repeat and learn:

The Country and the City

Some people live in the city
Where the houses are very tall.
Some people live in the country
Where the houses are very small.
But in the country where the houses are small,
The gardens are very big.
And in the cities where the houses are tall
There are no gardens at all (вообще).



7. Make up sentences about the city and the country using the poem.

Example: The houses are very tall in the city.
...in the country.

8. a) Choose the words for each picture. Read them.

new, nice, small, green, dirty, clean, large, red,
beautiful, English, wide, blue, old, Russian, dark,
big, tall

b) Make up word combinations (словосочетания) or sentences with the words.

Example: a beautiful city

I live in a beautiful city.



city



country



town



9. Read Alex's letter. Complete the text using am / is / are.

Dear Sveta,

Thank you for your letter. I **am** Alex. I ... from Great Britain. My country ... beautiful too! The capital of **Great Britain** ... London. There ... many new and old houses and bridges in London. There ... a lot of cars in the streets. You can also see many interesting towns in **GB**, like Oxford, Cambridge and others.

I live in Oxford. But I often visit my granny. She lives in the country. There ... a green garden with white, red, yellow and blue flowers next to her house. There ... green fields and white sheep in the country.

I think Russia ... a beautiful country. So I want to visit Russia next summer.

Your pen friend,

Alex Giggs

Look and learn!


Great Britain = GB




10. Say what you know about Great Britain now.

 11. Ask your classmate. Make a list of places next to his / her house.

Example: A: Is there a bridge next to your house?
(a field, a forest, a river, a park, a garden)
B: Yes, there is. (No, there isn't.)

 12. Sveta and Alex are at the International Musical Festival in Moscow. They meet a lot of new friends there. Listen to one of the girls. Say what you remember about her.



 13. Imagine that you are at the International Festival. Tell your new friend about your town (city, country).

Section 2. Are they different: the country and the city?

 14. Listen, read and act out:

- Hello!
- Hello! Can I help you?
- What is the weather like in Sochi?
- It's warm but windy and cloudy.
- What a pity! Bye-bye!
- Bye-bye.





15. Tiny asks about the weather in different cities. Answer him. Work in pairs.

Example: What is the weather like in ...? — It's fine.

St Petersburg [sənt 'pitəz,bɜ:g]

Rome [rəʊm]

Berlin [bɜ:'lɪn]

London

Omsk

Krasnodar

Paris ['pæris]

Moscow ['mɒskəʊ]



It's cloudy.

It's sunny.

It's windy.

It's cold.

It's warm.

It's hot.

It's rainy.

It's snowy.

16. Read and explain.



Hi! Welcome to our forest!
Isn't it a nice place?

It's not **warm** here.
I'd like a **warmer**
place. Africa is the
warmest place I know.

warm — warmer — (the) warmest

тёплый — теплее — самый тёплый

strong — stronger — (the) strongest

сильный — сильнее — самый сильный

cold — colder — (the) coldest

холодный — холоднее — самый холодный



17. Read the story "The Sun and the Wind". Answer the question: "Which is stronger?"



Look and learn!

take off [teɪk ɒf] —
снимать
coat [kəʊt] — пальто

Look at that man! Who
can take off his coat?

All right!



Whooh! Whooh! I want your coat.

Oh! What a strong wind!
How cold it is! It's the
coldest day in April.

I can't take off
his coat...

I am stronger! I'll
take off his coat.



I am glad that I've
got a warm coat.

Now it's warmer. It's not so
cold. It's not windy at all.

Well, Wind! You
see, I am stronger!

You are the
strongest in the
country and in
the city!






It's hot!



18. Read the story with your classmates. Act it out.





smaller
shorter than
taller




19. Listen, read and learn:

kind — kinder — (the) kindest
 small — smaller — (the) smallest
 short — shorter — (the) shortest
 tall — taller — (the) tallest
 clean — cleaner — (the) cleanest



20. What do you think? Answer the questions.



1

Who is stronger?



2

Who is smaller?



3

Who is taller?



4

Who is cleaner?



5

Which is shorter?



6

Which is colder?



21. Listen, read and learn:

long — longer — (the) longest
 big — bigger — (the) biggest
 hot — hotter — (the) hottest
 large — larger — (the) largest
 wide — wider — (the) widest
 dirty — dirtier — (the) dirtiest
 happy — happier — (the) happiest

22. Complete the sentences.

Example: In the city gardens are **smaller** than in the country (small).

- 1) In the city houses are ... than in the country. (tall)
- 2) In the city bridges are ... than in the country. (long)
- 3) In the city streets are ... than in the country. (wide)
- 4) In the city rivers are ... than in the country. (dirty)

- 5) In the country houses are ... than in the city. (small)
 6) In the country rivers are ... than in the city. (clean)
 7) In the country gardens are ... than in the city. (big)

23. Compare and say.

1) big / small



2) clean / dirty



3) short / long



4) happy / sad



24. Tick the correct box and say:

a) Which is the biggest city?

- Moscow Berlin
 London Paris

b) Which is the largest country?

- Great Britain Russia
 The USA France

c) Which is the warmest season?

- spring summer
 winter autumn

d) Which is the shortest month?

- May February
 August January

e) Which is the longest day?

- The 22nd of December The 22nd of June
 The 20th of April The 2nd of September



good	better	(the) best
bad	worse	(the) worst
many / much	more	(the) most
little	less	(the) least

25. Answer the questions:

- 1) Who is the best pupil (singer / dancer / footballer / swimmer) in your class?
- 2) What's the best day (month / season / weather / sport / breakfast) for you?
- 3) What's the worst day (month / season / weather / sport / breakfast) for you?



26. Read the story. Answer the question: "Who becomes happy in the town?"

The Green Garden

There is only one long street in a small town. The houses aren't tall and the street isn't wide. But the people aren't happy in this town. There are no trees and flowers in the street. The little children haven't got any place to play. They are sad and unhappy. Nobody can help them.

In autumn Miss Chatter comes to visit the town. She sees the sad children in the street. She wants to help them. She says, "Dear children! Let's grow a nice green garden together!" Miss Chatter and the children dig the ground (копают землю), put in the seeds (сеют семена), plant the trees and water the flowers. The weather becomes cold and windy. But they continue to work.

Spring comes and the children play in the garden every day. They like the green apple trees, the nice flowers and the merry birds. In spring the days are sunny and warm. Miss Chatter and the little children fly kites and play hide-and-seek. The people of the town like to have picnics in the garden. They say, "Thank you!" to Miss Chatter and the little children. Now all the people are happy in the town.

Look and learn!
 become [bɪ'kʌm] —
 СТАНОВИТЬСЯ

27. Put the sentences in the correct order.

- 1 The little children haven't got any place to play.
- Miss Chatter and the little children fly kites and play hide-and-seek.
- "Dear children! Let's grow a nice green garden together!"
- In autumn Miss Chatter comes to visit the town.
- The people of the town like to have picnics in the garden.
- The weather becomes cold and windy. But they continue to work.
- Now all the people are happy in the town.

28. Read the sentences from the text to illustrate the pictures.



29. Find the adjectives (прилагательные) in the text. Change them.

Example: small — smaller — (the) smallest

30. Say what Miss Chatter and her friends can do in the garden in winter and in summer.

Example: In summer they can play badminton.
In winter they can...



31. Work in pairs. Say what we can do to make our town (country) better.

Example: We can plant trees.

Section 3. People and animals in the country and in the city

32. Say which animals live:

a) on a farm b) in the zoo c) in the forest

a fox, a hen, an elephant, a bear, a lion, a cockerel,
a wolf, a giraffe, a parrot, a pig, a monkey, a horse,
a sheep, a tiger, a rabbit, a kangaroo, a duck, a cow

33. Complete the text. Guess what animal it is.


I am from Africa.

I've got big  .

I am big and strong.

I like  and  .

I don't eat  .

I can carry things, people and water the  .

Come to the  and see me.

I am

Look and learn!

carry ['kæri] — переносить,
нести

thing [θɪŋ] — вещь



34. Listen and read:

- [i:] — please, field, sea, eagle
- [e] — weather, elephant, desert
- [əʊ] — cold, road, most, ocean
- [aʊ] — town, flower, cloudy, mountain
- [ei] — game, today, change, favourite, whale

35. Help the animals to find their homes.

Example: The eagle lives in the mountains.



eagle



dolphin



whale



ocean

desert

river

mountains

sea



snake



crocodile



camel

36. Match and read the dialogue.

- 1) Have you got a pet?
- 2) What's its name?
- 3) What does it like to eat?
- 4) What is it like?
- 5) What can it do?
 - a) Ashby.
 - b) Ashby is big, kind and strong.
 - c) Yes. I've got a camel.
 - d) Ashby helps my father to carry things.
 - e) Grass and apples.



37. Listen and check. Act out the dialogue.



38. Ask your classmate about his / her pet.



beautiful — more beautiful — (the) most beautiful
interesting — more interesting — (the) most interesting
wonderful — more wonderful — (the) most wonderful
useful — more useful — (the) most useful

39. Compare the animals in Ex. 32 and Ex. 35. Use the words:

useful, beautiful, smart, funny, big, strong, small, long

Example: An eagle is more beautiful than a hen.



40. Listen and talk about the pet that Dima would like to have.



41. Read and match:

- 1) It's the biggest animal in the seas and oceans. It has got a big mouth and a big tail. It can swim and dive well. It's a smart and strong animal.
- 2) It lives in Africa. It has got four legs and a long neck. It can run well. It likes to eat green leaves (листья). It's a funny beautiful animal. You can see it in the zoo.
- 3) It lives in the mountains. It has got strong wings (крылья). It can fly high in the sky. It eats mice, small birds and animals. It's strong and brave.
- 4) It lives in Australia. It has got a long tail and strong legs. It can jump well. It likes to eat grass and leaves. It's a nice funny animal.



42. Look at the pictures in Ex. 35. Describe the animal you like.

43. Say what animals and people do for each other.

a) What do animals do for people?



carry things / people



help people



give clothes and food

b) What do people do for animals?



make a house

take for a walk

feed / wash animals

44. Look at the pictures and say which animal is the most useful. Why?

Example: I think...



Section 4. Writing at home


1. Вставь пропущенные буквы:
g__den, f__ld, c_w, h__se, sh__p, h_ll, r__d,
b__dge, apple t__e
2. Выполни упр. 7 на стр. 35 письменно.
3. Заполни пропуски:

big	...	(the) biggest
happy	happier	...
...	taller	(the) tallest
cold	...	(the) coldest
nice	nicer	...
kind	kinder	...
...	slimmer	...
sunny	...	(the) sunniest
...	larger	(the) largest
...	...	(the) hottest

4. Выбери нужное прилагательное. Запиши предложения в тетрадь.
 - 1) John is **good** / **better** / **the best** pupil in our school.
 - 2) The weather is **good** / **better** / **the best** today than on Sunday.
 - 3) I like ice cream **much** / **more** / **the most** than cakes.
 - 4) Autumn is **bad** / **worse** / **the worst** season for me.
 - 5) There are **many** / **more** / **the most** posters on the wall.

5. Посмотри на картинку и напиши правильный ответ:

- 1) ... is the oldest.
... is the tallest.
Tiny is the
- 2) Tiny is (small) than
Timmy is (tall) than
Jimmy is (old) than
Timmy is (dark) than



6. Выполни упр. 33 на стр. 44 письменно.

7. Напиши о своём любимом животном. Воспользуйся планом:

My favourite animal is

It lives in

It has got

It can ... well.

It likes to eat

It's nice

Do you remember the words from Unit 3?

apple tree

bridge

camel

capital

coat

country

cow

desert

dolphin

eagle

field

garden

Great Britain (GB)

hill

horse

mountain

ocean

river

road

sea

sheep

whale

in the country

become

take off

useful



Test yourself


Do the exercises in your workbook.

Mark your score.

27-30	21-26	15-20	< 15
Very good!	Good!	OK!	Try again!

Telling stories

Section 1. Reading last summer story



1. Look at the pictures. Read the story. Arrange the pictures in the correct order.

Last summer (прошлым летом) Jim and Jill went (go) to the forest. The day was [wɒz] (be) fine. It was (be) very hot and sunny. Jim and Jill walked (walk) in the forest and then they sat (sit) down under a big tree.

Look and learn!

talk [tɔ:k] —
разговаривать

They **talked** (talk) and talked. Suddenly they **saw** (see) a small bird. The bird had fallen (упала) from the tree. Jim **took** (take) the bird in his hands and the children **went** (go) home.


They **put** [put] (put) the bird into the box. The children **liked** (like) the bird very much. They **gave** (give) the bird bread, apples, corn and water.

The bird **lived** (live) in their house for two weeks. Then Jim and Jill **took** (take) the bird back to the forest. The bird **was** (be) very happy.

2. Choose the right order of the pictures.

a) 4, 2, 3, 1 b) 1, 3, 2, 4 c) 3, 1, 4, 2

3. Сравни глаголы в таблице. Разгадай секрет, почему знакомые тебе глаголы, обозначаемые значком \triangle , в рассказе так сильно изменились.

\triangle	I форма (о настоящем)	 II форма (о прошлом)
правильные	walk live	walked lived
неправильные	go take	went took

Если действие, о котором мы рассказываем, произошло в прошлом, то употребляется вторая форма глагола.

Вторая форма глагола образуется по-разному:

- к правильным глаголам прибавляется **-(e)d**

\triangle + **-(e)d**

- неправильные глаголы изменяются, например: **go — went, see — saw**

Простое прошедшее время называется **Past Simple**.





4. Look, listen and read.

Правильные глаголы



play → play + **-ed** = **played**
 walk → **walked**
 want → **wanted**
 open → **opened**



talk → **talked**
 like → **liked**
 live → **lived**



5. Найди, прочитай и переведи все правильные глаголы в упр. 1.



6. Listen, read and remember:

[t]	[d]	[ɪd]
watched walked talked finished liked helped	played laid (lay) tried (try) cried (cry) smiled studied (study) lived	skated wanted collected painted (paint — рисовать, красить) needed (need — нуждаться)

Обрати внимание на правописание глаголов lay, try, cry, study в Past Simple.

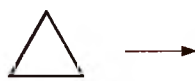
7. Read with the correct ending:

opened
 cried
 finished
 smiled
 skied
 collected
 wanted
 washed

pushed [pʊʃt]
 watched
 helped
 studied
 jumped
 danced
 asked

worked
 watered
 answered
 listened
 liked
 painted
 invited

Неправильные глаголы



see → saw

go → went

have → had

say → said [sed]

fly → flew [flu:]

fall → fell

do → did

take → took

give → gave

sit → sat



8. Найди, прочитай и переведи все неправильные глаголы в упр. 1.

9. Найди в упр. 1 соответствия данным словосочетаниям:

1) гуляли в лесу

2) было жарко

3) сели под деревом

4) говорили и говорили

5) увидели птичку

6) взял птичку в руки

7) пошли домой

8) дали птичке хлеба и воды

9) жила в доме две недели

10) была счастлива



10. Представь, что эта история произошла с тобой. Расскажи её одноклассникам. Упр. 9 используй как план рассказа. Что ты мог бы изменить в своём рассказе или добавить к нему?

11. Say what you did last summer.

Example: Last summer I went to the country.

12. Read Jill's funny story. Use the verbs (глаголы) in Past Simple.

Example: Once I (go) to a green-green garden.— Once I **went** to a green-green garden.

I ... (go) to a green-green garden. In the green-green garden I ... (see) a dark-dark house. In the dark-dark house there ... (live) a big-big lion. The big-big lion ... (have) yellow-yellow eyes. His yellow-yellow eyes ... (look) like bright-bright suns.

I ... (open) my eyes and ... (see) a bright-bright sun in my window.

“Good morning, dear,” ... (say) my mum.



13. Think of your own funny story. Tell it to your classmates.

Example: Once I went to a funny-funny zoo...

Section 2. In the world of fantasy



14. Listen, read and learn a poem.


Look and learn!

caught [kɔ:t] —
поймал
catch [kæʃ] —
caught

The Whale

Part 1

One, two, three, four, five,
Last month I caught a whale alive.
Six, seven, eight, nine, ten,
Then I let it go (отпустил) again!



Спутниками Past Simple часто являются слова:

yesterday	—	вчера
the day before yesterday	—	позавчера
ten days ago	—	десять дней тому назад
a week ago	—	неделю тому назад
a month ago	—	месяц тому назад
last year	—	в прошлом году
last summer	—	прошлым летом
last night	—	вчера вечером



15. Прочитай слова. Выбери те, которые можно обозначить символом \triangle . Назови форму прошедшего времени этих глаголов.

boy, like, my, do, why, say, May, put, play, you,
want, your, cry, yesterday, year, see, yellow, go,
give, story, ugly, take, Sunday, fly, try, many,
happy, dirty, ball, take, early, funny, have

16. Complete Jim's story with the right words.

My Winter Fantasy



Look and learn!

make — made
 be (is, am) — was
 come — came
 draw — drew
 meet — met
 put — put

Yesterday I **went** (go) to the park. I ... (meet) my best friend there. It **was** (be) sunny and cold. We ... (ski) in the park. We ... (play) snowballs and ... (make) a funny snowman. The snowman ... (look) at us and ... (say), "Hello!" We ... (like) it very much.

When I ... (come) home, I ... (have) lunch. At home I ... (do) my homework, ... (watch) TV and ... (draw) a picture of my funny snowman.

I ... (put) the picture on the wall. At 10 pm I ... (go) to bed. The snowman ... (smile) and ... (say), "Good night!"

Present Simple

am	I
are	you
is	she / he / it
are	we
are	you
are	they

Past Simple

was [wɒz]	(был, была)
were [wɜ:]	(были)
was	
were	
were (были)	
were	



17. Злой колдун превратил разных животных в лягушек. Помоги доброй фее расколдовать их. Скажи, какими они были раньше. Используй слова:

crocodile, lion, elephant, mouse, fox, camel, whale, giraffe, dolphin, eagle, sheep, wolf, monkey, snake

Example: The crocodile was green and strong.

grey
 red
 yellow
 brown
 blue
 white
 funny
 tall
 small



short
 big
 nice
 happy
 fat
 smart
 good
 kind
 strong



18. Придумай и запиши, где месяц назад мог находиться Тайни. Теперь пусть твой сосед угадает, что записано у тебя, а ты — что у него.

Example: A: Was he in the park?

B: No, he was not (wasn't).

A: Was he in the mountains?

B: Yes, he was.

in Africa

in Moscow

at home

in the country

in the garden

at school

in London

in Great Britain

in the park

in the forest

at the zoo

in the desert



was — was not = wasn't

were — were not = weren't [wɜːnt]

19. Complete the dialogue. Fill in was or were.



monster



hobbit



fairy lady



superman



clown

A: Was it interesting at the party at school yesterday?

B: Yes, it ... There ... so many strange people there.

A: Who ... there?

B: Oh, there ... a lot of funny monsters, merry clowns, brave supermen and kind fairy ladies.

A: Oh, really? A costume party!

B: And there ... two nice English hobbits.

A: It's a pity I ... not at this costume party.



20. Listen to the dialogue and check your answers. Act it out.

21. Say what the children did at the costume party. Use these words:

sing songs, dance, listen to music,
tell fantastic stories, play jokes,
draw funny pictures

Look and learn!

sing — sang
tell — told

Section 3. How to ask questions in the Past Simple



22. Listen, read and learn a poem.

Look and learn!

bite (bit) —
кусать


The Whale Part 2

Why did you let it go?
Because it **bit** my finger so!
What finger did it bite?
The little finger on the right!

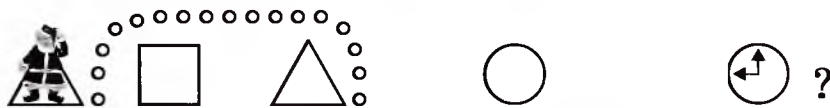


23. Tell the boy's story.

Example: Last month he caught a whale alive. Then he...

Когда мы задаём вопросы, уточняя события, которые произошли в прошлом, надо помнить следующее: любопытный  покидает основной глагол и “переселяется” во вспомогательный.

Форма вспомогательного глагола **do, does** изменяется и становится **did**. Порядок слов в вопросительном предложении остаётся прежним:



Did Tiny come to Russia last spring?
Yes, he did.
No, he did not (didn't).



24. Read the sentences. Then ask the questions.

Example: I came to Russia last spring.—
Did you come to Russia last spring?

Look and learn!

read — read [red]
write — wrote [raʊt]

- 1) We played badminton yesterday.
- 2) The children drew a nice picture last night.
- 3) Jim **read** [red] an interesting fairy tale last Sunday.
- 4) Jill **wrote** a letter to Santa Claus last week.
- 5) They skied in the park yesterday.
- 6) Simon caught a big fish a month ago.

25. Create questions with the words:

Tiny wrote a new fairy tale yesterday.

What | did | Tiny | write | yesterday?

When | a new fairy tale?

Tiny met Santa Claus in the forest two days ago.

Where...

When...



26. Read the text and put the verbs into the correct form.
Say what good news the Cat knew.

The Smart Little Bird

There was a little smart Bird in a tree. A big grey Cat ... (come) to the tree. He ... (see) the little Bird and ... (want) to eat her. "I'll have the bird for my breakfast," ... (think) the Cat.

"Good morning, Miss Bird," ... (say) the Cat.

"Good morning, Mr Cat," ... (say) the Bird.

"Good news!" ... (say) the Cat.

"What news?" ... (ask) the Bird.

The Cat ... (say), "Very good news, my little Bird! All animals are good friends now! We are friends: all cats, dogs and birds. Come to me! I want to speak to you."

But the little Bird ... (be) very smart.

"Of course, you are my friend. But I see many dogs and they are on their way to this tree."

"Oh, dogs! I must go home!" said the Cat.

"Oh, why, my dear friend? The dogs are our friends, too," said the Bird.

"I think, they don't know the news," said the Cat and ... (run) away.

Look and learn!


think — thought

[θɔ:t]

run — ran [ræn]

27. Answer the questions:

- 1) Did the Cat come to the tree?
- 2) Did the Cat see a little mouse?
- 3) Did the Cat say "good news"?
- 4) Was the Bird smart?
- 5) Did the Bird see the dogs?
- 6) Did the Cat run away?



28. Make up the questions and answer them.

Example: the Cat, did, see, Who? — Who did the Cat see?

- 1) did, think, the Cat, What?
- 2) the Cat, did, What, say?
- 3) ask, the Bird, did, What?
- 4) Why, run away, did, the Cat?

29. Find in the text and read the sentences: in Past Simple, in Present Simple, in Future Simple.

30. Read and learn these words.

cut [kʌt]	→	cut [kʌt]
let	→	let
make	→	made
say	→	said [sed]
shout	→	shouted
can	→	could [kʊd]
fall	→	fell
drink	→	drank



31. Read the story. Ask: “Did the Wolf eat the Sheep?”



The Wolf and the Sheep

A Wolf saw a Sheep by a small river and wanted to eat him. He shouted, “I can’t drink this dirty water! It is very dirty! You have made (сделал) the water dirty. You put your dirty feet into the water!”

“No, I didn’t make it dirty,” the Sheep answered. “I didn’t put my feet into the water. I drink with my mouth and not with my feet. Look! My feet are not in the water.”

“OK. Then it was last year. You put your feet into the water last year!” the Wolf shouted. “And you made the water dirty.”

“But I am only four months old,” the Sheep said. “How could I put my feet into the river a year ago?”

“If it was not you, then it was your brother or your father,” the Wolf shouted and jumped on the poor (бедный) Sheep. But the Sheep ran away. And the Wolf fell into the water.

32. Answer the questions:

- 1) Did the Wolf want to drink water?
- 2) Was the Wolf angry?
- 3) Did the Sheep make the water dirty?
- 4) Did the Sheep shout at the Wolf?
- 5) Was the Sheep brave?



33. Correct the sentences.

Example: The Wolf saw the Monkey.— The Wolf didn't see the Monkey.

The Wolf drank the dirty water.

The Sheep made the water dirty.

The Wolf met the Sheep before.

The Sheep came to the river a year ago.

34. Complete the questions. Answer them:

- 1) Who did the Wolf see?
- 2) ... did the Wolf meet the Sheep?
- 3) ... did they come to the river?
- 4) ... did the Wolf say to the Sheep?
- 5) ... did the Sheep answer?
- 6) ... old was the Sheep?
- 7) ... did the Wolf fall into the water?

How
Why (2)
Where
Who
What (2)

35. Look at the pictures and tell a new happy ending to the story. Use these words:


ran away
ran after him
saw the hunters (ОХОТНИКИ)
shouted
help me, please
came and helped



36. Look at the pictures and answer the question: "What did Santa Claus do yesterday?"



have breakfast



meet the postman



read the children's letters




put the Christmas presents into the bag



get into the sleigh [sleɪ]



fly in the sky



climb the chimney ['tʃɪmni]



put the presents into the stockings







Section 4. Writing at home

1. Напиши вторую форму глаголов. Прочитай их вслух.

Example: work — worked

finish, ask, answer, listen, like, collect, walk, study, ski, talk, look

2. Заполни таблицу по образцу:

			
go	went	give	...
walk	walked	come	...
say	...	put	...
see	...	like	...
take	...	have	...

3. Выполни упр. 11 на стр. 53 письменно.

4. Прочитай предложения. Выбери правильный глагол в Present Simple (am, is, are) или Past Simple (was, were) и запиши предложения в тетрадь.

Example: My book is / are more interesting than your film.

- 1) There is / are a lot of cows in the field.
- 2) The weather was / were rainy last summer.
- 3) Were / Was you in the country last Sunday?
- 4) My mum's eyes is / are blue.
- 5) Where was / were they a month ago?
- 6) We wasn't / weren't in the desert last year.

5. Помоги Билли написать о том, что он делал вчера. Заполни пропуски. Используй таблицу неправильных глаголов на стр. 130.

I got up at 9 o'clock. In the bathroom I ... (wash) my hands, face and ... (clean) my teeth.

I ... (have) jam and bread and ... (drink) milk for breakfast. Then I ... (run) to school.

In the evening I ... (sit) in an armchair, ... (read) Tiny's fairy tales and ... (watch) TV. At 10 o'clock I ... (go) to bed.

6. Поставь вопросы к предложениям. Начни со слов, которые даются в скобках.

- 1) Miss Chatter got a lot of postcards on her birthday. (What)
- 2) Last year the winter was cold and snowy. (When)
- 3) Yesterday Tiny wrote a Christmas card to his friend Billy. (Why)
- 4) Jill's cake was tasty and nice. (Was)
- 5) He ran very well the day before yesterday. (How)
- 6) They lived in a small house. (Did)

Do you remember the words from Unit 4?

yesterday
(a day, a week) ago
last (year, week)

be — was / were
catch — caught
come — came
cut — cut
do — did
draw — drew
drink — drank
fall — fell

fly — flew
give — gave
go — went
have — had
let — let
make — made
meet — met
put — put

run — ran
say — said
see — saw
sit — sat
take — took
think —
thought
write — wrote



Test yourself

Do the exercises in your workbook.
Mark your score.

27-30	21-26	15-20	< 15
Very good!	Good!	OK!	Try again!



Project "Let's write a fairy tale!"

Ты уже прочитал много сказок на английском языке. Попробуй сочинить собственную сказку. Предложи двум или трём одноклассникам сделать это вместе. Рисунок, слова и словосочетания помогут тебе.




a little monkey
wanted to eat
friends
a green crocodile
was hungry
many hunters
yellow banana

Устройте с одноклассниками конкурс и выберите лучшую сказку.



Having a good time with your family

Section 1. Being happy together!



1. Look at the picture. Listen to Mag's story. Say what her family like to do on Saturday and Sunday.

2. Listen and read:

[ɑ:] father, grandfather, grandpa, grandma, star

[ʌ] mother, grandmother, brother, son, grandson, mum

[æ] grandmother, grandfather, dad, grandma, grandpa, family

[ɔ:] daughter, granddaughter, for, draw, water



3. Look at the picture in Ex. 1. Complete the text.

My name is Mag. My surname is Black. I've got a big family. I have got a father,... We like to be together on Saturdays and Sundays. Yesterday I took a funny photo of my family.

Look at my mother! She is beautiful. My younger sister and I look like our mother. My mother likes to ... with my sister Becky. My grandfather likes to ... for my brother. My father likes to My grandmother likes to My dog likes to ... and my cat likes to I love my family.

4. Look at the picture. Say who Bill (Mag) is for...

Example: Bill is a son for his mother.

Mag is a daughter for her mother.

...for his / her grandmother.

...for his / her father.

...for his / her sister.

...for his / her grandfather.



5. Look at the picture. Say what Mag's family did last Sunday. Use these words:


played, took a photo of, watched, made, read [red]

Example: Mag's grandfather made a toy last Sunday.




6. Play the game "Mime and guess!" Say what your classmate did yesterday. Use these words:

have lunch, read a book, watch TV, do his / her homework, draw the picture, ski in the park, play chess, listen to music, play the piano, take photos, play puzzles, make a toy



do not = don't [dɒʊnt]
does not = doesn't [dɒznt]
cannot = can't [kɑ:nt]
will not = won't [wɒnt]

have not = haven't ['hævənt]
has not = hasn't ['hæznt]
did not = didn't [dɪdnt]
was not = wasn't ['wɒznt]
were not = weren't [wɜ:nt]



7. Look at the picture in Ex. 1 on p. 65. Answer the questions.

- 1) Has Mag got a small family?
- 2) Does Mag's brother like to watch stars?
- 3) Is Mag's dog white and black?
- 4) Have they got a parrot?
- 5) Do Mag's mother and sister Becky write letters on Sundays?
- 6) Did Mag take a photo of the stars yesterday?
- 7) Can Bill read books?

8. Alex gave an interview (дал интервью) to Mag yesterday. Listen and complete the sentences.



Alex has got...

- a) a mother, a father and a sister.
- b) a mother, a father and a grandmother.
- c) a mother, a father and a brother.

On Sundays Alex's family like to...

- a) ride horses in the country.
- b) ride bikes in the country.
- c) ride scooters in the park.

9. Say what you like to do on Sundays. Ask your classmates. Use the words:

skate, play chess / tennis / piano, draw pictures, make a snowman, watch TV / video, play puzzles, ride (my) bike / scooter, play with (my) toys, read books, write letters, listen to music, roller skate, take photos, fly a kite, have a picnic, play hide-and-seek

Example: I like to play computer games. And you, Masha?
I like to walk in the park. And you, Sasha?



10. Say what you did last Sunday. Ask your classmates.

Example: I took photos of my family last Sunday. And you, Dasha?



11. Read the text about Mag's neighbours (соседи), Mr and Mrs Wilson. Answer the question: "Who came to see Mr and Mrs Wilson?"



Look and learn!

get — got [gɒt]
buy — bought [bɔ:t]

On Saturday Mrs Wilson got up early in the morning. She had a lot to do. She said to Mr Wilson, "It's time to get up! We've got visitors later today."

After breakfast Mrs Wilson said to Mr Wilson, "Please go shopping. Buy bananas, apples, sweets and some ice cream."

Mr Wilson bought a lot of bananas and sweets, red apples and some ice cream.

Mrs Wilson came to the kitchen and took butter, eggs and sugar. She made a big cake. Then she cooked a tasty dinner.

Mrs Wilson put on (надела) her nicest dress. Mr Wilson put on his best blue shirt.

"I think we are ready," said Mr Wilson. They saw a car which stopped next to their house. They opened the door.

And here was Jason and his mum and dad. Jason was six years old. He came to the country to see his grandma and grandpa. They were all happy.



12. Put the sentences in the correct order. Read them.

- "Buy bananas, apples, sweets and some ice cream."
- They opened the door.
- "It's time to get up. We've got visitors later today."
- He put on his best blue shirt.
- Mrs Wilson made a big cake.
- He came to see his grandma and grandpa.

13. Say what Mr and Mrs Wilson did in the morning.

14. Complete the questions. Ask your classmate to answer them.

Example: When did Mrs Wilson get up?

- ... did Mr and Mrs Wilson get up early?
- ... did the grandfather buy?
- ... did the grandmother make a cake?
- ... was six years old?
- ... people came to see the grandma and the grandpa?

Who?
Why?
When?
What?
Where?
How many?

15. Say what little Jason and his family did on Saturday.

Section 2. What do you do to help your family?

16. Look at the pictures and say what Mag and Alex usually do at home. What else can he / she do?



does her homework



goes shopping



makes his bed



lays the table



does the washing up



answers phone calls



cleans his room



feeds her pets




waters the flowers



takes his pet for a walk



repairs his bike



What else...?

17. Say who in your family:

goes shopping, makes your bed, lays the table, answers phones calls, makes cakes, cleans the rooms, feeds the pets, waters the flowers, repairs the bike / scooter, cooks breakfast and lunch, does the washing up

Example: My mother cooks breakfast. I water the flowers.



18. Listen, read and remember:

wash — washed	do — did
help — helped	go — went
repair — repaired	make — made
clean — cleaned	lay — laid
answer — answered	feed — fed
water — watered	say — said
cook — cooked	take — took



19. Complete the text. Say how Mag helped her mum.

Last Sunday Mag got (get) up at 9 am. She ... (wash) her face and hands, ... (clean) her teeth. Then she ... (make) her bed.

At half past nine Mag ... (help) her mother to lay the table. She ... (have) breakfast with her mum, dad and sister Becky. After breakfast Mag ... (water) the flowers and ... (feed) her pets.



20. Say what you did at home last Sunday morning. Did you help your mum or your dad? How?



21. Listen and read:

[ɔ:] water, walk, call, draw, door, floor
[ɒ] shopping, wash, clock, sock
[i:] clean, feed, meet, three
[eɪ] may, say, lay, make, table, today
[əʊ] phone, home, homework, photo, go



22. Read and act out.

Mum! May I help you to lay the table?

Of course, dear. You may put the cups and spoons on the table.

Granny, may I help you to do the washing up today?

Thank you. That will be very nice if you don't have too much homework.



Grandpa, can you help me to draw this picture, please?



Yes. In a minute. We'll draw it together.


23. Complete the sentences and say what Mag and her family did yesterday.

Example: Mag didn't feed the bird, she **fed** the cat and the dog.

- 1) Mag's father didn't watch TV, he ... the stars.
- 2) Her grandmother didn't play puzzles, she ... computer games.
- 3) Her grandfather didn't go to the park, he ... shopping.
- 4) Her mother didn't clean the kitchen, she ... the room.
- 5) Mag and her sister Becky didn't water the trees, they ... the flowers.



24. Listen and match the correct day. Say what Alex did on different days of the week.



25. Ask your classmates what they like to do at home.

Example: Do you like to take your pet for a walk? —
Yes, I do. / No, I don't.

26. Say what you like (don't like) to do at home.

Example: I like to lay the table.
I don't like to do the washing up.



27. Listen to the poem. Read the sentences to illustrate the pictures.

One Busy Housewife

One busy housewife to sweep up the floor.
 Two busy housewives to polish the door.
 Three busy housewives to wash all the socks.
 Four busy housewives to wind up the clocks.
 Five busy housewives to cook dinner too.
 Six busy housewives with nothing left to do*.



28. a) Ask your classmate what he did two days ago.

Example: A: Did you do your homework two days ago?

B: Yes, I did.

A: Did you ski in the park two days ago?

B: No, I didn't.

b) Say what your classmate did (didn't) two days ago.

Example: Lena did her homework two days ago. But she didn't ski in the park.

* with nothing left to do — ничего не оставалось делать



29. Read the story and say what Jane's answer was.

Jane and her mother lived in a small house. Every day her mother cleaned the rooms, did the washing up, cooked, fed the pets, and watered the trees and the flowers in the garden. But Jane didn't help her. She did not like to work. She was lazy.

One morning the girl's mother said, "Today is Sunday. I want to make an apple pie."

Jane said, "That sounds good."

Then the girl's mother said, "Do you want to help me? Go to the garden and bring back some apples for our apple pie, please."

Jane said, "Not I. I don't want to."

The mother went to the green garden and brought back some apples for the apple pie. Then she said, "Jane, do you want to help me? Go to the shop and buy some sugar for the apple pie, please."

But the girl said, "Not I. I don't want to." So the mother went to the shop and bought some sugar for the apple pie.

When the apple pie was ready (был готов), the mother said, "The apple pie is very good! Do you want to help me, Jane." Jane said, "...!"



Look and learn!

bring —
brought [brɔ:t]

30. Choose the best title for the story.

- Lazy Jane
- The apple pie
- "I don't want to."

31. Complete the sentence.

Jane didn't help her mother to make the apple pie because...

- a) she didn't like apple pies.
- b) she was busy.
- c) she was lazy.

32. Now Jane is not lazy. She helps her mother. Last Sunday she made an apple pie. Say what she did.

Example: Jane went to the garden.

33. Say how you help your mother.

Section 3. Answering phone calls



34. Listen, read and act out. Learn how to answer phone calls.

Mag: 325091.

Mr Wilson: Hello! This is John Wilson speaking.
Can I speak to Mr Black?

Mag: I'm sorry, Mr Wilson. He isn't in.
(Его нет дома.)

Mr Wilson: What a pity!

Mag: Mr Wilson, can you phone back
(позвонить ещё раз) at 6 o'clock?

Mr Wilson: Of course, I can. Thank you. Bye.

Mag: Bye.



325091 — three two five oh [əʊ] nine one



35. Make up dialogues. Use:

- Can I speak to...?
- I'm sorry. He / She isn't in.
- Can you phone back at...?
- What a pity!
- Of course,...



36. Phone Mag or Jim. He / She isn't at home. You speak with her mum or Jill.



Alex

Mag's mum



Simon

Jill

37. Say what you usually do at this time. Use the words below:

at 7.00 am

at 7.15 am

at 7.30 am

at 8.05 am

at 10.30 am

at 2.00 pm

at 4.10 pm

at 5.30 pm

at 7.10 pm

at 9.05 pm

wash hands and face, have breakfast, go to school,
clean teeth, have lunch, get up, do homework, walk,
lay the table, answer phone calls, read a book,
watch TV, go to bed

What time is it?



It's a quarter to eleven.



It's ten (minutes) past three.



It's half past four.



38. Look at the times in Ex. 37 and say what time it is.

Example: 7.15 — It's seven fifteen. /

It's a quarter past seven.

39. a) Help Becky. Say at what time she can watch her favourite film about Tiny (a cartoon / Tricky's programme).

TV programme

9.15 — “Good morning, kids!”
 11.30 — Film: “Tiny and his friends”
 1.40 — Football: “Lions” and “Tigers”
 2.50 — “Let’s cook together!”
 3.30 — “Sing and dance with Tricky!”
 4.05 — Quiz: “When, Where, Why?”
 6.10 — Cartoon: “Green School”
 8.45 — “Good night, sleep tight!”

- b) Say which programme you would like to watch. At what time can you watch it?

Example: I’d like to watch “Good morning, kids!” at quarter past nine.

40. Listen to the phone call. Say at what time Mag will come home.



41. Match the questions with the answers. Read them.

at 7.30 at 2.00 at 7.00
 at 1.45 at 3.00

Look and learn!
 begin — began
 [br'gæn]

- At what time did Mag get up yesterday?
 At what time did Mag have breakfast yesterday?
 At what time did Mag come home from school?
 At what time did Mag have lunch?
 At what time did Mag **begin** to do her homework?



42. Read one more story about the smart little Bird. Complete it with the correct forms of the verbs.



A smart little Bird **flew** (fly) to a house in the country because she wanted to have breakfast. She ... (run) from one room to another (в другую) and suddenly she ... (see) a big grey Cat. The Cat ... (jump) and ... (catch) the Bird. "Now I can have a nice breakfast," the Cat ... (say).

"You can't have breakfast now," ... (say) the Bird. "You must wash first. The farmer and his family always (всегда) wash their hands before breakfast. You live in their house and you must do what they do."

"All right," the Cat ... (say). "I live with the farmer's family and in their house, and I must do what they do."

And the Cat opened his mouth and ... (begin) to wash. But when he ... (be) clean and ... (want) to begin his breakfast, he did not find the bird. The smart little Bird ... (fly) away. She ... (be) in the garden in a tall tree. She ... (be) happy and ... (begin) to sing.

"Now I see," the cat ... (say). "I must wash, but I must wash after dinner." And now all cats wash after dinner.

43. Choose the title for the story.

- All Is Well that Ends Well. (Все хорошо, что хорошо кончается.)
- Why Do Cats Wash after Dinner?
- The Smart Bird.



44. Find out who said:

- 1) "Now I can have breakfast."
- 2) "You can't have breakfast now."
- 3) "The farmer and his family always wash their hands before breakfast."
- 4) "I live with the farmer's family and I must do what they do."
- 5) "I must wash, but I must wash after dinner."

45. Answer the why-questions:

- 1) Why did the Bird fly to a house?
- 2) Why did the grey Cat catch the Bird?
- 3) Why did the grey Cat begin to wash?
- 4) Why didn't the grey Cat find the Bird?
- 5) Why did the grey Cat say, "I must wash after dinner?"

Section 4. Let us try to be polite

46. Look at the pictures. Read and follow Miss Chatter's manners.



1

If you want to visit your friends, call up before (заранее).



2

Don't be late. Come on time.



3

Wash your hands before you eat.



4

Don't talk with your mouth full (с полным ртом).



5

Say "thank you" and "goodbye".

47. Say what Miss Chatter's manners you follow: always, never, often or sometimes.

Example: I always (often) call up my friends before I visit. I never talk with my mouth full.




48. Are you polite? Listen, read and act out.

Miss Chatter, can I have some coffee?

Sorry. It's too late. You won't sleep well.

Can I have some milk, then?

Yes, dear. Here it is.





49. Act out the dialogue with your classmate.
Use these words:

Would you like (some) ...?
Help yourself.
Thank you.
You are welcome.

50. Read the funny stories. Are Becky and Jason polite?

a) Miss Chatter gave Becky an apple.

“What will you say?” asked Miss Chatter.

“Give me one more (ещё одно), please,” said Becky.

b) Miss Chatter: Here’s a nice piece of bread and butter for you, Jason.

Jason: Thank you, Miss Chatter.

Miss Chatter: You are welcome. I like when children say “thank you”.

Jason: I can say “thank you” again (ещё раз).
Give me a big piece of cake, please.



I — my we — our
he — his you — your
she — her they — their
it — its

51. Complete the sentences with the words from the box.

my
his
her
our
their



Last Saturday ... sister Betsy and I had ... birthday party. We got a lot of presents. Mum made a birthday cake. ... cake was very tasty. Dad gave us flowers. ... flowers were beautiful. Grandma and grandpa sang “A Birthday Song”. ... song was merry. We had a good time.



Section 5. Writing at home

1. Перепиши слова. Вставь пропущенные буквы:
f_ther, m_ther, s_ster, br_ther, da_ghter, s_n,
gr_ndm_ther, gr_ndf_ther
2. Составь предложения из слов.
Example: computer, Saturdays, on, games, My, plays,
sister.— My sister plays computer games on
Saturdays.
 - 1) play, puzzles, didn't, Becky, yesterday.
 - 2) my, tomorrow, I, ride, will, bike.
 - 3) got, grandma, My, two, letters, yesterday.
 - 4) were, the, country, summer, in, They, last.
3. Вспомни и запиши по-английски, что делали вчера члены твоей семьи.
4. Напиши о своих домашних обязанностях.
5. Заполни таблицу по образцу.

Present Simple	Past Simple	
	yes	not
find	found	didn't find
read		
look		
draw		
go		
make		
lay		
do		
feed		
run		

6. Выполни упр. 19 на стр. 71 письменно.
7. Выполни упр. 23 на стр. 72 письменно.

8. Составь из слов предложения. Запиши их.












Example: got, Jane, many, postcards, yesterday.—
Jane got many postcards yesterday.

- 1) cleaned, Jane's mother, rooms, the.
- 2) Jane, her, mother, Did, help?
- 3) didn't, like, She, work, to.
- 4) go, Why, Jane's, shopping, did, mother?

9. Напиши время, которое показывают часы в сказочном лесу.



10. Помоги Джейсону написать сочинение о том, как он провёл воскресенье. Дополни его рассказ недостающими словами.

Last Sunday I got up at  _____. The weather was fine. I made my  _____ and helped my mother to  _____. After breakfast I watered the  _____. Then I fed my  _____ and bird. At  _____ I went for a walk. I had lunch at  _____. Then I drew and played  _____. My brother Steve repaired my  _____. Now I can ride it. In the evening I watched  _____. I went to bed at  _____. I liked my Sunday.

11. Вставь пропущенные слова.

Example: I live with **my** mum and dad. (I, my)

- 1) In the morning ... cleans ... teeth. (her, she)
- 2) ... likes to play with ... friends. (he, his)
- 3) Look at the dog! ... is black. But ... ears are white. (its, it)
- 4) ... go for a walk with ... pets in the park. (our, we)
- 5) ... washed ... hands before lunch. (they, their)

Do you remember the words from Unit 5?

brother
buy
daughter
family
food
granddaughter
grandfather (grandpa)
grandmother (grandma)
grandson
phone
photo
sister
son

bring — brought
buy — bought
get — got
hear — heard
lay — laid

answer phone calls
cook
do homework
lay the table
make the bed
play puzzles
repair the bike
take photos (of)
take a pet for a walk
do the washing up

be polite



Test yourself

Do the exercises in your workbook.
Mark your score.

27–30	21–26	15–20	< 15
Very good!	Good!	OK!	Try again!

Shopping for everything

Section 1. Shopping for clothes



1. Listen to the shop assistant. Look at the picture. Name the clothes she has got in the shop.

2. Listen and read:

[əʊ]

hope

'clothes

show

coat

[eɪ]

a'way

play

'raincoat

'trainers

[ʃ]

shirt

'T-shirt

shoes

shorts

[e]

red

help

dress

'sweater

[u:]

room

blue

boots

shoes

3. Look at the picture in Ex. 1. Help the shop assistant to make a list of things in alphabetical order (в алфавитном порядке). Read the list.

Example: blouse, ..., cap...

A B C D E F G H I J K L M N O P Q R S T U V W X Y Z

4. Look at the picture. Say what:
- Alice would like to buy for a party.
 - Tiny would like to buy for his winter visit to Russia.
 - Tim would like to buy for sunny summer.
 - Tom would like to buy for rainy and cold autumn.

Example: Alice would like to buy...



5. Read and act out. Answer the question: "What did Miss Chatter buy in the shop?"

1 Hello!

Hello, Madam!

Can I help you?

I would like to try a T-shirt and jeans?

Blue, please.

What colour?

2

3

4 Any problem, Madam?

I'd like a smaller size!

5 Does it suit me?

It looks good.

6 How much are the jeans and the T-shirt?

25 pounds.



6. Work in pairs. Make up a dialogue "In the shop".
 Tiny would like to buy clothes:
- for his birthday party.
 - for a picnic.

Слова **trousers, jeans, shorts, clothes** употребляются ТОЛЬКО во множественном числе.
 My jeans are blue. How much are the trousers? His shorts were dirty.

7. Make up word combinations or sentences with these words.

Example: new blue jeans / a new orange T-shirt.—
 Yesterday Miss Chatter bought new blue jeans and a new orange T-shirt.

big	brown
short	red
small	black
long	green
nice	yellow
new	grey
dirty	orange
clean	pink

blouse	sweater
boots	trainers
cap	T-shirt
coat	shoes
dress	trousers
jacket	clothes
jeans	raincoat
mittens	



8. Complete the dialogues between Tim, Tom and the shop assistant. Listen and check:

Tim: Excuse me, can you ... the trousers?

Shop assistant: Yes,

Tim: How they?

Shop assistant:

Tim: Here are you.

Shop assistant: Thank you.

* * *

Shop assistant: Can I ... you?

Tom: Show me the jacket,

Shop assistant: Here

Tom: Great! It's nice and warm!

Shop assistant: Good, anything else?

(Что-нибудь ещё?)

Tom: No, thank you. That's all.



9. Act out the dialogues with your classmate.



10. Make up and act out the dialogue "In the shop".

Use:

Can I help you?

How much is it (are they)?

Here you are.

I'd like to

Anything else?

No, thank you. That's all.



11. Read a fairy tale. Answer the question: "What did Father Elephant buy for his son in the shop?"

Baby Elephant and His New Clothes

Part 1

Father Elephant and Mother Elephant lived in Africa and they had a little Baby Elephant.

One day Father Elephant came home and saw that (что) his dear little Baby Elephant was sad.

And Father Elephant asked, "Why are you sad, my little Baby Elephant?"

Baby Elephant said, "Oh, Dad, I want to play in our school football team. But



my socks, T-shirt and shorts are too small and I can't put them on." "Don't worry, my dear!" said Father Elephant. "I'll buy you nice new clothes."

They came to Mrs Lion's shop.

"Good morning, Mrs Lion," said Father Elephant.

"Good morning, Mr Elephant!" said Mrs Lion. "Can I help you?"

"Have you got any nice socks for my little Baby Elephant? I want to buy him some new socks," said Father Elephant. "All our socks are too (слишком) small for your Baby Elephant. But wait (подождите) a little, and my little Lions will make him new beautiful socks."

The little Lions made nice new yellow socks for Baby Elephant.

Then Father Elephant paid (заплатил) for the socks and put them on Baby Elephant.

Baby Elephant was very glad, and he said, "I like my new socks very much, thank you." "Let's buy you a new T-shirt and shorts now!" said Father Elephant. So they went to Mrs Tiger's shop.

12. Complete the sentences.

Father Elephant and Mother Elephant lived in...

Father Elephant and Mother Elephant had...

One day Father Elephant saw...

Baby Elephant wanted new...

They went to...

Little Lions made...

Baby Elephant liked...



13. Read and act out:

a) a talk (разговор) between Father Elephant and Baby Elephant.

b) a talk between Father Elephant and Mrs Lion.

14. Answer the questions:


1) Why was Baby Elephant sad?

2) Why did they go to Mrs Lion's shop?

3) Why did Little Lions make new socks for Baby Elephant?

4) Why was Baby Elephant very glad?

5) Why did they go to Mrs Tiger's shop?



ght = [t]
i + ght = [aɪt]

light night
bright right

18. Match:

a) [dʒ]	ght	b) [eɪ]	nights
[t]	j	[ɜ:]	trainers
[ʃ]	t	[əʊ]	shirt
[tʃ]	th	[aɪ]	clothes
[θ]	ch	[aʊ]	shoes
[ð]	sh	[u:]	trousers

19. Tell Baby Elephant what he may put on in different weather.

Example: When it is sunny and hot, you may put on a T-shirt and shorts.

- 1) When it is cold and rainy, you may put on...
- 2) When it's frosty and snowy, you may...
- 3) When it's warm and windy, you...
- 4) When it's cold and windy,...



20. Read the text about Baby Elephant. Complete the sentences.



Baby Elephant and His New Clothes

Part 2

They ... (come) to Mrs Tiger's shop.

There ... (be) a lot of T-shirts and shorts there.

"Good morning, Mrs Tiger," ... (say) Father Elephant.

"Good morning, Mr Elephant!" ... (say) Mrs Tiger.

"Have you got a T-shirt and shorts for my Baby Elephant?" ... (ask) Father Elephant.

"We have very small T-shirts and shorts. But wait a little, and my little Tigers will make him a nice big T-shirt and shorts," ... (answer) Mrs Tiger.

The little Tigers ... (make) a nice new blue T-shirt and white shorts for Baby Elephant.

Then Father Elephant ... (put) them on Baby Elephant.

Baby Elephant ... (be) very happy, and he ... (say), "I like my new yellow socks, blue T-shirt and white shorts and I thank you, Dad! Now I can play football! And I will play very well!"

21. Complete the sentences.

- 1) Baby Elephant asked his father, "Buy me ..., please."
a) a new cap b) a new shirt c) a new T-shirt
- 2) They went to ... shop.
a) Mrs Lion's b) Mrs Monkey's c) Mrs Tiger's
- 3) The little Tigers made a new ... T-shirt and shorts for Baby Elephant.
a) green b) blue c) brown
- 4) When Baby Elephant saw his new T-shirt and shorts, he was
a) sad b) happy c) angry

22. Make up questions. Answer them.

- 1) Baby Elephant, did, live, Where?
- 2) did, What, buy, Father Elephant?
- 3) did, buy, socks, new, Where, Baby Elephant?
- 4) Baby Elephant, Did, his, like, T-shirt, new?

23. Tell Baby Elephant what clothes he may put on

- for playing tennis in summer.
- for autumn walks in the forest.
- for playing snowballs in a Russian winter.

Example: You may put on

Section 3. Shopping for food



24. Listen and say what Mother Elephant bought in the shop yesterday and why.





25. Listen, look at the pictures and learn how to say.



a bag of sweets




a glass of juice



a cup of tea



a bottle of water



a box of chocolates



three pieces of cake

26. Complete the story with the words from the box.



- bags
- box
- glasses
- cups
- a bottle
- pieces

Yesterday Baby Elephant had a birthday party. He was six. His friends came to his house. The little Tigers gave him six bags of nice sweets. The little Lions brought a big ... of chocolates. The little Monkeys gave six yellow bananas. Baby Elephant and his friends had a merry party.

They played puzzles, watched the stars, took photos, danced and sang songs. They also had a tasty birthday cake. Baby Elephant ate six ... of cake and drank six ... of tea, six ... of juice, ... of water. He was happy.

27. Guess and say what Baby Elephant did to help his mother to prepare his birthday party. Use the words:

- cleaned, bought, cooked, laid

28. Say what Baby Elephant will have for his breakfast today.



29. a) Say what you usually have for breakfast (lunch / dinner).
 b) Say what you had for breakfast (dinner) yesterday.



30. Listen and say what Helen and Betsy like to do.



some There is **some** bread at home.
 There are **some** sweets on the table.

any Is the **any** bread?
 There **isn't any** bread.

no There is **no** bread.
 But: Can I have **some** tea?



31. Answer the questions:

Is there any juice in the bottle?

Yes, there is some.

No, there is not any juice in the bottle.

Are there any people in the street?

Yes,...

No, ... people in the street.

Were there any caps in the shop?

Yes,...

No, ... in the shop.

Are there any shops next to your house?

Yes,...

No, ... next to my house.



32. Complete the dialogues. Use the words: some or any.
Act out the dialogues.



Mum: Mag, what would you like for breakfast?
Mag: ... cornflakes with milk.
Mum: I am sorry, there isn't ... milk today. I hope you'll go and buy
Mag: Of course, Mum. But now I'd like a toast, ... jam and a cup of tea.



Mrs Wilson: Jason, is there ... jam in the jar?
Jason: I am afraid not, Granny. But there is ... porridge on the plate.



Father: Is there ... coffee?
Mother: No, there isn't ... coffee. There is ... tea.
Father: Then give me ... tea, please.

33. Look at the pictures in Ex. 32. Ask: "What is there on the table?"

Example: There is some cheese on the table.

There are four pieces of bread on the plate.

34. Say what English families usually (обычно) have for breakfast.



Section 4. Writing at home

1. Помоги Тайни выбрать одежду для холодной дождливой погоды. Выпиши нужные слова.

a dress, boots, a skirt, an umbrella, shoes,
a cap, a hat, a T-shirt, jeans, a jacket, a coat,
a raincoat, shorts, a suit, trousers, a scarf,
a shirt, mittens, a sweater, trainers

2. Закончи разговор между покупателем (C) и продавцом (A).

A: Can I ... you?

C: Show me the ..., please.

A: Here

C: I like the How much?

A: ... pounds.

C: Thank you. Bye.

A: ...



3. Посмотри на фотографии двух девочек-близнецов (Helen и Betsy). Найди четыре отличия в их одежде. Запиши их.

Example: Betsy has a red T-shirt on. But Helen has ... on.



4. Переведи на английский язык:

- самое красивое платье
- самый большой зонт
- самые длинные брюки
- самая маленькая футболка
- самый хороший костюм
- самые грязные кроссовки
- самый толстый свитер


5. Найди в тексте “Baby Elephant and His New Clothes” (Part 1) глаголы в Past Simple. Напиши их I форму. Example: lived — live, had — have

6. Поставь вопросы к выделенным словам.

- 1) Baby Elephant and his father went shopping **yesterday**. (When?)
- 2) Baby Elephant will have a **nice blue shirt** on tomorrow. (What?)
- 3) **Father Elephant** bought new socks for his son. (Who?)
- 4) Baby Elephant was **sad**. (Why?)
- 5) They were in **Mrs Tiger’s shop** yesterday. (Where?)

7. Complete the sentences. Use these words:

pieces, sweets, boxes, run, is, can’t, bags



Billy is fat. He has cakes and chocolate for breakfast. He has ... and jam for lunch. Yesterday Billy ate two ... of chocolates, fifteen ... of cake and ten ... of sweets. He doesn’t eat cabbage and carrots. Billy doesn’t like to ... and jump. He ... swim. Billy ... sad. Can you help my friend Billy?

8. Заполни пропуски. Используй: some / any / no.

- 1) Would you like ... milk? — Yes, I’d like
- 2) Betsy went shopping and bought ... bread.
- 3) Are there ... letters from Miss Chatter? — Yes, there are
- 4) Were there ... raincoats in the shop? — No, there weren’t
- 5) Can I have ... juice, Mum? — Sorry, but there is ... juice in the bottle.

Do you remember the words from Unit 6?

bag
blouse
boot / boots
bottle
clothes
coat
dress
glass
jacket
jeans
mitten / mittens
piece (of cake)
pound
raincoat
scarf

shoe / shoes
suit
sweater
trainer / trainers
trousers
T-shirt
umbrella
any
some
have on
suit

How much is it / are they?
Can I help you?

Is there any ...? $\begin{cases} \text{Yes there is some.} \\ \text{No, there isn't any.} \end{cases}$



Test yourself

Do the exercises in your workbook.
Mark your score.

27—30	21—26	15—20	< 15
Very good!	Good!	OK!	Try again!



Project “MFM for Stars”

Наши друзья-артисты стали популярными телеведущими. Для того чтобы они хорошо выглядели, им нужны талантливые модельеры. Создайте с одноклассниками журнал мод для наших телезвезд: “Modern Fashion Magazine for Stars” (“MFM for Stars”).

Выберите одного из артистов, придумайте и нарисуйте различную одежду для того, чтобы он мог вести:

- утреннюю передачу для детей — “Good morning, kids!”
- спортивную передачу — “Let’s do sports!”
- телевикторину для любознательных — “When, Where, Why?”
- музыкально-развлекательную передачу — “Let’s sing and dance!”
- передачу о животных — “Telling stories about pets”.


О том, как сделать этот журнал, вы прочитаете в рабочей тетради.

Не забудьте придумать интересную обложку и написать название: “MFM for Stars!”



School is fun

Section 1. What do we do at school?



1. Look at the picture. Listen to what Jim told his mother about his new classroom. Continue (продолжи) his story.
Example: There is a goldfish in the classroom. ...
2. Look at the picture again. Compare your classroom with the classroom in the picture.
Example: There is a goldfish in Jim's classroom. But there is no goldfish in our classroom. There is a board in Jim's classroom. And there is a board in our classroom too.

3. Read the words. Say what you usually do in the lesson.

Look and learn!

translate [træns'leɪt] (from... into...) — переводить (с... на...)
learn by heart — учить наизусть
break [breɪk] — перемена
during ['djʊərəɪn] — во время

dance, draw, clean, read, help, count, write, listen, play, jump, speak, sing, learn, run, sit, stand, ask questions, answer the questions, discuss, tell, translate (from English into Russian), watch, feed, learn by heart, think

4. Match the words. Make up your own sentences.

a) learn	questions	b) stand	from... to...
speak	songs	translate	down
sing	English	count	from... into...
answer	by heart	sit	up


5. Say what you usually do in the lesson and during the break.

Example: In the lesson we usually read, write and count. During the break we usually play games.

6. Complete the sentences. Say what pupils must or mustn't do in the lesson.

Example: Pupils must do what the teacher says. Pupils mustn't draw on the desks.

take a pet to the lesson, do what the teacher says, speak loudly in the classroom, sleep in the classroom, draw on the desks, answer the teacher's questions, say "Good morning!" to the teacher, write notes (записки) to friends, draw on the walls of the classroom, run and jump between the desks, be polite to other classmates





7. Ask your classmate and say what he likes (doesn't like) to do in the lesson.

Example: Do you like to draw? — Yes, I do. / No, I don't.
Oleg / Dasha likes (doesn't like) to draw.

8. Say what you like to do. Compare your answers with your classmates, answers.

Example: I like to count. Oleg / Dasha likes to count, too.
I like to ask questions. But Oleg / Dasha doesn't like to ask questions.



9. Listen and read:

[ɪ] listen, sing, window, video, picture

[i:] clean, read, speak, feed, teacher

[ɔ:] draw, talk, board, small, tall, wardrobe

[ɑ:] ask, answer, by heart, classroom, classmate

[eɪ] translate, table, break, classmate, wait

[aʊ] count, down, loudly, house, now, cow, mouth

10. Say what your classmate must do to be a good pupil.

Example: You must do your homework every day.

11. Arrange the sentences in the correct order.



Jason and Becky at School

- They count pencils and play computer games.
- Jason and Becky usually have three lessons.
- The first lesson is Maths (математика).
- In the second lesson Jason and Becky learn English.
- In the third lesson they sing songs and draw funny pictures.
- They speak English and write new words.
- Children have a good time at school.



12. Listen and check. Read the text “Jason and Becky at School”.



13. Say what Jason and Becky did at school yesterday.

14. Ask your classmates what they like best and what they don't like to do in the English lesson.

Example: Do you like to read? — Yes, I do. / No, I don't.

Name	to write	to read	to speak English	to sing
Inga	+	+	+	+
...				

15. Look at the table. Say what your classmates like to do.

Example: My classmates like to sing in the English lesson.

16. Say what you usually do in the English lesson.

Section 2. The things you can use in the lesson

17. Look and learn.





18. Read and match:

- a) pen
- b) pencil
- c) paints
- d) dictionary
- e) rubber
- f) cassette
- g) textbook
- h) pencil box
- i) video

- 1) You can watch it in the lesson and at home.
- 2) You can paint colourful pictures using them.
- 3) You can read new texts and do many exercises using it.
- 4) You can put your pens, pencils and rubbers in it.
- 5) You can write your homework using it.
- 6) You can draw pictures using it.
- 7) You can rub words and lines using it.
- 8) You can translate new words using it.
- 9) You can listen, repeat and learn new words using it.



19. Listen and read:

[ə]	[e]	[u:]	[ʊ]
'teacher	'pencil	school	book
com'puter	desk	ruler	'textbook
'sharpener	lesson	two	'workbook
answer	question		look
	textbook		put



20. Put something (что-нибудь) into your bag. Let your classmates guess what it is.

Example: Have you got a sharpener in your bag? — Yes, I have. / No, I haven't.

21. Arrange the sentences in the correct order. Read and act out the dialogues.

- 1)
 - Yes. Here you are.
 - Could you give me a red pencil, please?
 - Thank you.
- 2)
 - It's OK. I'll ask Dasha.
 - I'm afraid I left it at home.
 - Could you give me a rubber, please?





22. You left your pen (pencil, rubber...) at home. Ask your friend to lend one (одолжить) to you.



23. Read the story. Answer the question: "Is the story funny or sad?"

The Best Time for Apples

The children were at a lesson at a country school. The lesson was about the seasons of the year.

"There are four seasons in a year," said the teacher. "They are: spring, summer, autumn and winter. In spring it's warm and the trees are green.

In summer it's hot, and there are a lot of flowers in the fields, in the parks and in the gardens.

In autumn there are a lot of apples. They are red and sweet and good to eat.

In winter it's cold and it snows..."

Suddenly the teacher stopped and looked at John.

"John, stop talking (перестань разговаривать)! Now, answer my question! When is the best time for apples?"

"It's when the farmer isn't at home and there is no dog in the garden," said John.



24. Match the sentences.

In spring

In summer

In autumn

In winter

it's hot, and there are a lot of flowers.

it's cold, and it snows.

it's warm and the trees are green.

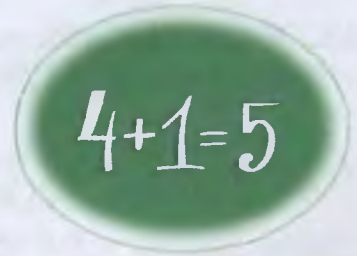

there are a lot of red and sweet apples.

25. Complete the questions. Try to answer them.

- 1) ... did John study (учился)?
- 2) ... did the teacher tell her pupils?
- 3) ... did the teacher ask John?
- 4) ... did John answer?
- 5) ... is your favourite season?
- 6) ... do you like it?

Where?
Why? (2)
What? (3)

26. Look at the pictures. Guess which subjects (учебные предметы) they are. Which subject do you like?



Russian	English	Reading
Art	PE	Music
		Maths



27. Say what you do in different lessons.

Example: We sing songs in our music lesson.

О людях или предметах, которые находятся рядом, следует говорить так: this boy, this textbook; these girls, these pencils.

О тех людях и предметах, которые находятся далеко, следует говорить так: that man, that pen; those women, those cassettes.



28. Заполни пропуски:

Example: this ruler — these rulers

that workbook — those workbooks

... rubber — those rubbers

this dictionary — ... dictionaries

that textbook — ... textbooks

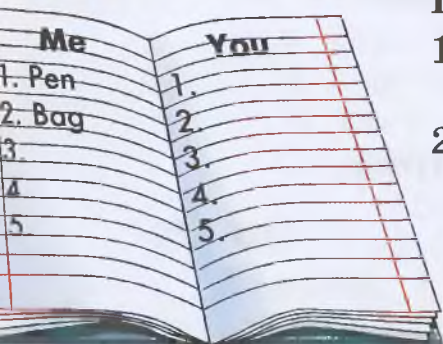
... computer — these ...

that ... — ... desks





29. Play a guessing game with your classmates.



Instruction:

- 1) Write a list of 5 things you need at school. Don't show the list to your classmate.
- 2) Find out what things your classmate has on his / her list.

Example:

A: Have you got a pen?

B: Yes, I have. Have you got a rubber?

A: No, I haven't. Have you got a ...?

- 3) If you find out all 5 things first, you are the winner!

Section 3. Reading for pleasure



30. Look at the picture. Listen and find Mike, Ann, Bob and Tom in the picture. Describe them.

Example: Bob has a green T-shirt on and he likes to play computer games.



Ann

Mike

Tom

Bob

31. Look at the picture. Describe the classroom.

Use: There is / are ... in the classroom.

32. Write the words that are missing.

Example: write — wrote

1) ... — counted

2) ask — ...

3) ... — listened

4) ... — spoke

5) ... — read [red]

6) ... — learned

7) draw — ...

8) tell — ...



33. Read funny stories about teachers and students. Choose the story you like best. Act it out with your classmate.

Jason: Miss Chatter, my dad does not know what a horse is.

Miss Chatter: Why do you think so, Jason?

Jason: Because I drew a horse yesterday and showed it to my dad and he asked me what it was.



* * *

John: Would you be angry (сердиться) with a student for something he didn't do?

Teacher: Of course not.

John: That's good because I didn't do my homework.

* * *

Teacher: Bob, why don't you wash your face? I can see what you had for breakfast this morning.

Bob: What was it?

Teacher: Eggs, I think.

Bob: No. That was yesterday!




* * *

Becky: Simon, your father is a teacher but you cannot read and write.

Simon: So your father is a dentist but your little brother Bill still has no teeth.



34. Listen and say which subject Mag likes.





35. Listen to Mag's story once more (ещё раз) and complete the sentence.

Mag likes her school because...

A: she can skip and jump very well.

B: she's got a lot of friends there.

C: she likes to read and draw.

36. Say which subject you like and why.

Example: I like Music because I like to sing songs.

37. Create sentences from the words. Say which subject John likes. Answer John's question.

Example: live, the, I, in, country.— I live in the country.

1) is, big, school, My, not.

2) in, I, the, form, third, am.

3) got, four, every day, We, have, lessons.

4) PE, lesson, is, favourite, my.

5) can, run, swim, I, and, well, very.

6) you, school, like, your, Do?



38. Do you remember that Mag's favourite subject is Reading? Read a fairy tale from her texbook.

The King and the Cheese

Once upon a time in a faraway (далёкой) country there lived a king. He lived in a beautiful palace. He had everything he liked. He liked cheese best of all. His cheese makers made the best cheese in all the land (на всей земле).

Everyone in the palace could smell the cheese. Everyone in the town could smell the cheese. Everyone in the country could smell the cheese.

One day a little mouse smelled the cheese. He told all his friends about the cheese. Soon, every mouse in the country ran to the palace.

The mice were very happy. They lived in the palace and ate the king's cheese. But the king was not happy. He called his wise men (мудрецы) and asked them, "How can I get rid of (избавиться) these mice?" "That's easy," said the wise men. "We know how to get rid of them."



And the wise men brought in cats: big cats, little cats, fat cats, thin cats. The big cats, the little cats, the fat cats and the thin cats all began to chase (преследовать) the mice. They did very good work. Soon all the mice ran out of the palace.

39. Say these phrases in Russian.

- 1) once upon a time
- 2) the best cheese in all the land
- 3) everyone could smell the cheese
- 4) the king called the wise men
- 5) how to get rid of the mice
- 6) that's easy

40. Arrange the sentences in the correct order.

Choose the right variant.

- The mice lived in the palace and ate the king's cheese.
- Everyone in the country could smell that cheese.
- The king called his wise men to help him.
- "That's easy," the wise men answered.
- He lived in a beautiful palace and he liked cheese.
- Once upon a time there lived a king.
- He asked, "How can I get rid of these mice?"

41. Say to a classmate who said these words:

- a) "How can I get rid of these mice?"
- b) "We know how to get rid of them. That's easy."

42. Look at the pictures. Match the pictures with the text. Read the text in the correct order.

- A The wise men brought in dogs: big dogs, little dogs, white dogs, spotted dogs. The dogs chased every cat out of the palace.
- B Now the cats were very happy. They liked to live in the palace. But the king was not happy. He didn't want to live with the cats.
- C Now the dogs were happy. They liked to live in the palace. But the king was not happy, he didn't want to live with the dogs.

- D The king called back his wise men. “How can I get rid of these cats?” he asked them. “That’s easy,” said the wise men. “We know how to get rid of them.”
- E Once again the king called in his wise men. “How can I get rid of these dogs?” he asked them. “That’s easy,” said the wise men. “We know how to get rid of them.”



43. Answer the questions:

- 1) What did the wise men say the first time?
- 2) What animals did the wise men take to the palace the second time?
- 3) What do you think the wise men did then?

44. Look at the pictures and tell the story.



45. Now read the end of the story. Answer the question:
“How did the king solve (решил) his problem?”

The mice chased every elephant out of the palace. But now the poor king was right back where he started (пришёл к тому, с чего он начал)! Mice! Mice! They were everywhere! Mice! Mice! Eating his cheese!

“What can I do?” the king thought. For three long days the king sat and asked himself that question. After three days of thinking, he thought of the only answer.

The king called all the mice together. “Listen, mice, let’s make a deal (давайте договоримся),” said the king. “I’ll learn how to get along with you (уживаться с вами). And you’ll learn how to get along with me.”

From then on (с тех пор), the king shared his cheese with the mice and the mice learned to eat with very nice manners.



46. What is the main idea of the story? Choose and explain these sentences:

- It’s very important to eat cheese with nice manners.
- Even little mice can win the battle (выиграть битву) with the king.
- There is always a way to get along with each other.



47. Explain your reason for the main idea. Discuss it with a classmate.

48. Would you like to visit Tiny and his friends in Great Britain? Are you ready to speak English with them? Make your choice.

- Do you like English?
 - It’s great.
 - It’s OK.
 - No, I don’t like it.
- Do you usually do your homework in English?
 - I prefer (предпочитаю) to watch TV.
 - Yes, I do.
 - Sometimes I do.
- How often do you **get good marks** in English?
 - Every lesson.
 - Sometimes.
 - Not very often.

Look and learn!

get good (bad) marks —
получать хорошие
(плохие) отметки

- 4) Do you read English fairy tales at home?
 - a) Of course I do.
 - b) No, I never do.
 - c) I do if I have time.
- 5) Do you like to write letters in English?
 - a) I think so.
 - b) Yes, I do.
 - c) No, I don't.
- 6) Would you miss (пропустить) an English lesson for (из-за) a football match or an interesting film?
 - a) Never.
 - b) Maybe. (Возможно.)
 - c) Of course would.



Now mark your score: a) = 3 b) = 2 c) = 1
 If your score is 13–16, you are ready to visit Tiny.
 If your score is 10–12, you will soon be ready to meet Tiny.
 If your score is 8–9, you should (следует) work some more on your English.



49. Interview two classmates. Find out who is more ready to meet Tiny and his friends.

50. Do you know your classmates well? Complete the form.

Name _____

Surname _____

Age _____

Favourite subject _____

Favourite season _____

Favourite food _____

Favourite sport _____

Favourite clothes _____

Pets _____



51. Now interview your classmate and find out if you were right or wrong.

52. Make up a story about your classmate.

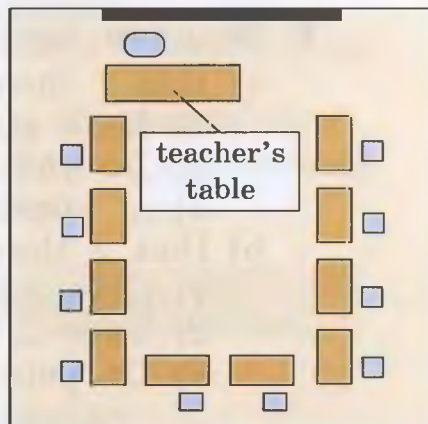


Section 4. Writing at home

1. Нарисуй план своей классной комнаты. Подпиши по-английски всё, что там есть.

2. Переведи на английский язык:

- отвечать на вопросы учителя
- переводить с... на...
- читать сказки
- разговаривать по-английски
- писать слова (words)
- петь песни
- задавать вопросы
- учить наизусть



3. Представь, что Тайни будет учиться в твоём классе в следующем учебном году.

a) Расскажи ему, чем он будет заниматься на уроках.
You will read,...

b) Посоветуй, как он должен вести себя на уроках.
You must sit at the desk, ... in the lesson.

You mustn't talk with your friends,...

4. Вставь пропущенные слова.

Sasha is a Russian pupil. He likes English. In the lessons he and his friends ... English, ... English songs, learn poems ...

Sometimes they play games. Sasha likes to ... texts from English into Russian. He ... letters to his English pen friend John.

Next year Sasha will visit his pen friend in London.

by heart
speak
writes
translate
sing

5. Выполни упр. 10 на стр. 102 письменно.

6. Перепиши, вставляя пропущенные буквы:

bo_rd, rul_r, penc_l, sh__pener, c_mputer, cas_et_e,
te_cher, dicti_nary, cl_ssroom, less_n, r__ber,
te_tbook, wo_kbook, pa_nts

7. Посоветуй, что нужно взять с собой в школу первокласснику.

Example: Take coloured pencils, a blue pen,...

8. Напиши, какие учебные предметы ты любишь, что ты делаешь на этих уроках.

Example: I like Maths. I count, answer the teacher's questions and write in the lesson.

9. Закончи предложения.

a) this / these

1) Look at ... picture!

2) Do you like ... poems?

3) ... pupils are from my school.

b) that / those

1) Give me ... book, please?

2) Take ... magazines and read them.

3) Do you like ... posters?

10. Вставь пропущенные слова.

favourite, by heart, second, Maths, have, lessons

I have a friend. His name is Jason. He is only six. But he goes to school. Every day he has three The first lesson is Jason and his classmates count pens and pencils. In the ... lesson they learn poems Art is Jason's ... lesson. He can draw very well. At 12 o'clock they ... lunch.

11. Придумай и напиши расписание уроков для учащихся лесной школы.

Example: Monday — PE, Art, Reading.

12. Заполни анкету для поездки в языковую летнюю школу в Великобританию.

Welcome to English Summer School!



Name: _____

Surname: _____

Age: _____

Country: _____

Favourite subjects: _____

Favourite food: _____

Favourite sport: _____



13. Complete the sentences:

- 1) Put ... books into the bag. (this / these)
- 2) How much is ... dictionary? (that / those)
- 3) Look at ... beautiful flowers! (that / those)
- 4) Do you like ... picture? (this / these)
- 5) Is ... your brother next to the board? (that / those)

14. Напиши Тайни письмо о своей школе: опиши свою классную комнату, расскажи о любимых предметах, перечисли, что ты делаешь на уроках.

Do you remember the words from Unit 7?

break
board
cassette
CD
classmate
classroom
desk
dictionary
goldfish
mark
Maths
paints
PE
pencil sharpener
Reading
ruler

Russian
tape recorder
video

That's easy!
learn by heart
translate from... into...
get along with
get a good (bad) mark

this / these
that / those
during

coloured (pencils)

Test yourself

Do the exercises in your workbook.
Mark your score.

27-30	21-26	15-20	< 15
Very good!	Good!	OK!	Try again!





Project "Diploma"

DIPLOMA

Дорогой друг!

Мистер Рул и все наши герои, которые провели с тобой целых три года, прощаются и желают тебе успехов в дальнейшем изучении английского языка. На память об этом путешествии в мир "Enjoy English" и окончании начальной школы ты можешь получить диплом. Как это сделать, ты узнаешь из рабочей тетради. Не забудь вписать в диплом своё имя, фамилию, город (село), где ты живёшь, номер школы, где ты учишься, имя твоего учителя по английскому языку.

До встречи в пятом классе!



Grammar reference

Как образуется притяжательный падеж существительных*

1. К существительным в единственном числе прибавляется апостроф (') и буква s, которая может читаться как [s], [z], [ɪz]:
Kate's [s] dress — платье Кейт
father's [z] work — папина работа
Rose's [ɪz] balls — мячики Роуз
2. К существительным во множественном числе прибавляется апостроф, если они оканчиваются на s, и апостроф и буква s, если не оканчиваются на s:
dolls' houses — домики кукол
children's toys — игрушки детей

Как и когда употребляется артикль

1. Неопределённый артикль (a или an) употребляется только с существительными, которые можно сосчитать, в единственном числе, если лицо или предмет, обозначаемые этими словами, впервые упоминаются в разговоре (в тексте):
I have got a house.
We have got a brave big dog.
- Артикль a употребляется перед словами, которые начинаются с согласного звука:
a girl, a nice present
- Артикль an употребляется перед словами, которые начинаются с гласного звука:
an apple, an English book
2. Определённый артикль the употребляется с существительными как в единственном, так и во множественном числе, если лицо или предмет, обозначаемые этим словом, уже знакомы:
Look at the picture of my house.
Do you like the animals in this zoo?

* Существительные в притяжательном падеже отвечают на вопросы: чей? чья? чьё? чьи?

3. Определённый артикль **the** употребляется с:

- различными географическими названиями (например, рек, морей): **the Thames** (Темза), **the Black Sea** (Чёрное море)
- названиями некоторых государств: **the Russian Federation** (Российская Федерация), **the United Kingdom** (Соединённое Королевство), **the USA** (США — Соединённые Штаты Америки)
- названиями сторон света: **the East**, **the West**, **the North**, **the South**
- перед существительными с порядковыми числительными: **the first place**, **the fifth day**
- перед существительными с прилагательными в превосходной степени: **the best season**, **the smallest town**

● Артикли не употребляются с:

- именами и фамилиями: **Oleg Borisov**, **Jill Brown**
- названиями городов: **Moscow**, **Boston**, **London**
- названиями улиц и площадей: **Arbat Street**, **Bond Street**
- названиями континентов: **Africa**, **America**
- названиями большинства государств: **Russia**, **Italy**, **Great Britain**

Как образуются количественные числительные*

1. Количественные числительные от 13 до 19 образуются путем прибавления суффикса **-teen**.

three — thirteen (особое правописание)

four — fourteen

five — fifteen (особое правописание)

six — sixteen

seven — seventeen

eight — eighteen (особое правописание)

nine — nineteen

2. Количественные числительные, обозначающие десятки от 20 до 90, образуются с помощью суффикса **-ty**.

two — twenty (особое правописание)

three — thirty (особое правописание)

four — forty (особое правописание)

five — fifty (особое правописание)

six — sixty

seven — seventy

eight — eighty (особое правописание)

nine — ninety

* Количественные числительные отвечают на вопрос сколько?

Как образуются порядковые числительные*

1. Первые три порядковые числительные образуются особым способом:

one — (the) first — первый
two — (the) second — второй
three — (the) third — третий

2. Все порядковые числительные, кроме первых трёх, образуются с помощью суффикса **-th**, который прибавляется к количественному числительному:

four — (the) fourth — четвёртый
five — (the) fifth — пятый (особое правописание)
six — (the) sixth — шестой
seven — (the) seventh — седьмой
eight — (the) eighth — восьмой (особое правописание)
nine — (the) ninth — девятый (особое правописание)
ten — (the) tenth — десятый
eleven — (the) eleventh — одиннадцатый
twelve — (the) twelfth — двенадцатый (особое правописание)
thirteen — (the) thirteenth — тринадцатый
fourteen — (the) fourteenth — четырнадцатый
fifteen — (the) fifteenth — пятнадцатый
sixteen — (the) sixteenth — шестнадцатый
seventeen — (the) seventeenth — семнадцатый
eighteen — (the) eighteenth — восемнадцатый
nineteen — (the) nineteenth — девятнадцатый
twenty-one — (the) twenty-first — двадцать первый
... — ... — ...
twenty-four — (the) twenty-fourth — двадцать четвёртый
... — ... — ...
hundred — (the) hundredth — сотый

3. В порядковых числительных, обозначающих десятки, буква **у** меняется на **ie + th**:

twenty — (the) twentieth — двадцатый
thirty — (the) thirtieth — тридцатый
... — ... — ...
ninety — (the) ninetieth — девяностый

4. При написании дат порядковые числительные могут встречаться в двух формах: полной или сокращённой.

Например, восьмое марта пишется так:

в **полной форме**: the eighth of March; March the eighth

в **сокращённой форме**: 8th March, March 8th, March 8

* Порядковые числительные отвечают на вопрос какой по порядку?

Местоимения

Личные местоимения

Ед. число	кто? что?	кому? чему? кого? чего?
1 лицо	I	me
2 лицо	you*	you
3 лицо	{ she he it	{ her him it
Мн. число		
1 лицо	we	us
2 лицо	you	you
3 лицо	they	them

Притяжательные местоимения

	чей? чья? чьё? чьи?	
	Ед. число	Мн. число
1 лицо	my (pen)	our (pens)
2 лицо	your (pen)	your (pens)
3 лицо	{ her (pen) his (pen) its	their (pens)

Указательные местоимения

Ед. число	Мн. число
this (этот, эта, это) that (тот, та, то)	these (эти) those (те)

* Запомните, что **you** может соответствовать в русском языке словам **ты** и **вы**, но всегда употребляется с глаголами во множественном числе.

Когда и как употребляются местоимения *some* и *any*

Some и *any* употребляются для обозначения некоторого количества людей, предметов, вещества, денег и т. д. Они заменяют артикли и не всегда переводятся на русский язык.

- *Some* употребляется в вопросительных предложениях, если вопрос не относится к определяемому местоимением *some* слову:

Can I have **some** milk? — Yes, you can.

Is there **any** milk in your cup? — No, there isn't any.

- Вместо **not any** можно употреблять **no**:

There **aren't any** people in the street.

There are **no** people there.— Там нет людей.

Местоимения *some* и *any*

Утвердительные предложения (употребляется *some**)

There are **some** people in the streets.— На улицах есть люди.

There is **some** tea in the teapot.— В чайнике (есть) **немного** чая.

Вопросительные и отрицательные предложения (употребляется *any***)

Are there **any** people in the street? — На улице есть люди?
There **aren't any** people in the street.— На улице нет людей.

Is there **any** snow in the forest? — В лесу есть снег?
There is **not any** snow in the forest.— В лесу нет снега.

* *Some* употребляется в вопросительных предложениях, если вопрос не относится к определяемому местоимением *some* слову:

— Can I have **some** milk? — Yes, you can.

— Is there **any** milk in your cup? — No, there isn't any.

** Вместо **not any** можно употреблять **no**:

There are **not any** people in the street.

There are **no** people there.— Там нет людей.

Как образуются прилагательные в сравнительной и превосходной степени

1. К прилагательным в положительной степени, состоящим из одного или двух слогов, прибавляется в сравнительной степени **-er** и в превосходной степени **-est**.

Положительная степень	Сравнительная степень	Превосходная степень
cold long	colder (холоднее) longer (длиннее)	coldest (самый холодный) longest (самый длинный)

2. В односложных прилагательных с кратким гласным звуком + одна согласная буква (**hot, big**) эта согласная удваивается:

hot — hotter — (the) hottest
big — bigger — (the) biggest

- Буква **y** на конце прилагательных после согласных меняется на **i**:

happy — happier — (the) happiest

- Буква **e** на конце прилагательных выпадает:

nice — nicer — (the) nicest
large — larger — (the) largest

3. К прилагательным, состоящим из трёх и более слогов, прибавляются в сравнительной степени **more** и в превосходной степени **most**.

Положительная степень	Сравнительная степень	Превосходная степень
beautiful (красивый) interesting	more beautiful (более красивый) more interesting	(the) most beautiful (самый красивый) (the) most interesting

- **Исключения:**

good — better — (the) best
bad — worse — (the) worst
many/much — more — (the) most
little — less — (the) least

Когда и как употребляются повелительные предложения

1. Повелительные предложения употребляются для выражения просьбы, пожелания, приказа.
2. Повелительные предложения всегда начинаются с I формы глагола (без частицы to):

Come to my birthday!

Help me, please!

Have a nice day! (Желаю хорошо провести день.)

Be happy! (Желаю счастья!)

Let's dance!

Do it now!

3. При запрещении предложения начинаются с Don't, далее следует I форма глагола без частицы to:

Don't be late! (Не опаздывай! Не опаздывайте!)

Don't cry! (Не плачь!)

Когда и как употребляются глаголы The Present Simple

Present Simple (простое настоящее время) употребляется в тех случаях, когда описывается регулярное повторяющееся действие (I go to school every day.) или постоянный признак предмета (My flat is very good.).

Частыми спутниками **Present Simple** служат слова: **every year (month, week, day), usually, always, never, sometimes, often.**

1. В утвердительных предложениях во всех лицах используется глагол в I форме (без частицы to) и только в третьем лице единственного числа к глаголу прибавляется окончание (-e)s. Окончание (-e)s читается по тем же правилам, что и окончание множественного числа имен существительных.

Present Simple: to read

I	read
you	read
he / she / it	reads

we	read
you	read
they	read

Sometimes I **read** poems.

My friend often **reads** fairy tales.

2. В вопросительных и отрицательных предложениях используется вспомогательный глагол **do** [du:] во всех лицах и числах, а в третьем лице единственного числа вместо **do** используется **does** [dʌz].

Do you speak English?

Does his brother play chess?

- В отрицательных предложениях **do / does** с отрицанием **not** стоят после подлежащего, затем следует основной глагол (без всяких окончаний), например:

We **do not** play tennis every Sunday.

She **does not** like porridge.

- **Do** и **does** с отрицанием **not** могут образовывать краткие формы:

do not = don't [dəʊnt]

does not = doesn't [dʌznt]

- В вопросительных предложениях **do / does** всегда стоят перед подлежащим, а основной глагол остается после подлежащего (без всяких окончаний), например:

Do you play tennis?

— Yes, I do. / No, I don't.

— Yes, we do. / No, we don't.

Do they go to school on Saturdays?

— Yes, they do. / No, they don't.

Does he (she, it) like ice cream?

— Yes, he (she, it) does. / No, he (she, it) doesn't.

When do you usually play tennis?

Why do they go to school on Saturdays?

What does he (she, it) like?

Спряжение глагола *to be*

to be (быть, являться, находиться)

Singular (единственное число)

	Утвердительная форма	Отрицательная форма	
		полная	краткая
I	am	am not	—
you	are	are not	aren't [ɑ:nt]
he/she/it	is	is not	isn't [ɪznt]

Plural (множественное число)

we you they } }	are	are not	aren't
--------------------------	-----	---------	--------

Is he brave? — Yes, he is. / No, he isn't.

Are you hungry? — Yes, I am. / No, I am not.

How old are you?

Where is she from?

The Past Simple

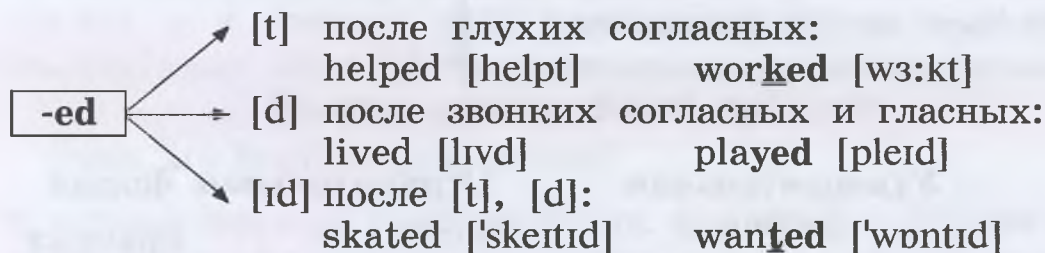
Past Simple (простое прошедшее время) употребляется для описания однократного действия или повторявшегося регулярного действия, которое произошло в прошлом. Частыми спутниками **Past Simple** служат слова: **yesterday, a week ago, two hours ago, last year (month, week).**

1. В утвердительных предложениях во всех лицах используется II форма глагола.

● II форма правильных глаголов образуется с помощью окончания **-ed**, например:

play — played
jump — jumped
want — wanted

- Окончание **-ed** читается по-разному в зависимости от последнего звука основы глагола:



- Обратите внимание на правописание некоторых правильных глаголов во II форме:

I форма	II форма
stop	stop <u>ped</u>
study	stud <u>ied</u>
try	tr <u>ied</u>
cry	cr <u>ied</u>

- Неправильные глаголы имеют свою особую форму, которую вы найдете во второй колонке таблицы неправильных глаголов.

2. В отрицательных предложениях **did** с отрицанием **not** ставится после подлежащего, затем следует основной глагол в I форме:

My American friend **did not come** to Moscow last year.

- **Did** с отрицанием **not** может образовывать краткую отрицательную форму, которая в устной речи употребляется чаще, чем полная:

did not = didn't [dɪdnt]

I **didn't see** her at school yesterday.

3. Вопросительная форма глагола в **Past Simple** во всех лицах образуется с помощью вспомогательного глагола **did**, который стоит перед подлежащим. Основной глагол при этом возвращается из II в I форму и стоит после подлежащего:

Did you go to Moscow yesterday?

Where **did Mag go** last summer?

Особые случаи Past Simple

to be (быть, являться, находиться)

Singular (единственное число)			
	Утвердительная форма	Отрицательная форма	
		полная	краткая
I you he/she/it	was [wɒz], [wəz] were [wɜ:z], [wə] was	was not were not was not	wasn't [wɒznt] weren't [wɜ:nt] wasn't
Plural (множественное число)			
we } you } they }	were	were not	weren't

The Future Simple

Future Simple (простое будущее время) употребляется для выражения однократного или последовательных действий в будущем, а также для обозначения признака предмета в будущем. Частыми спутниками **Future Simple** служат слова: **tomorrow, next year (month, week), in a day** (через день), **in three days** (через три дня).

1. В Future Simple перед основным глаголом в I форме ставится вспомогательный глагол **will**. **Will** употребляется (во всех лицах) в единственном и множественном числе.

● Сейчас в английской речи чаще используется сокращенная форма 'll во всех лицах:

We **will help** you to get your bags home next week.

They'**ll phone** you tomorrow.

She'**ll invite** her friends next Sunday.

2. В вопросительном предложении глагол **will** ставится перед подлежащим, а основной глагол стоит после подлежащего в I форме:

Will you go to the park tomorrow?

When will she write you a letter?

3. В отрицательных предложениях **will** с отрицанием **not** стоят после подлежащего, затем следует основной глагол в I форме:

I **will not put** my warm coat on.

They **will not help** me tomorrow.

● **Will** с отрицанием **not** могут образовывать краткую форму:

will not = won't [wəʊnt]

Will you **take** your little brother with you?

— No, I **won't**.

List of irregular verbs*

be	<i>ед. ч.</i> was [wɒz] / <i>мн. ч.</i> were [wɜ:]	been	быть, находиться
begin	began	begun	начинать(ся)
break [breɪk]	broke	broken	ломать
bring	brought [brɔ:t]	brought	приносить
buy [baɪ]	bought [bɔ:t]	bought	покупать
choose [tʃu:z]	chose [tʃəʊz]	chosen	выбирать
come [kʌm]	came	come	приходить, приезжать
cut [kʌt]	cut	cut	резать
do [du:]	did	done [dʌn]	делать
draw [drɔ:]	drew [dru:]	drawn [drɔ:n]	рисовать
drink	drank	drunk	пить
eat	ate [et]	eaten ['i:tən]	есть, кушать
fall [fɔ:l]	fell	fallen [fɔ:lən]	падать
feed	fed	fed	кормить
find [faɪnd]	found [faʊnd]	found	находить
fly	flew [flu:]	flown [fləʊn]	летать
forget	forgot	forgotten	забывать
get	got	got	получать
give [gɪv]	gave	given [gɪvən]	давать
go	went	gone [gʌn]	идти, ходить, ехать
have [hæv]	had	had	иметь

* Обратите внимание на чтение тех форм глаголов, которые могут вызвать затруднения.

hear [hɪə]	heard [hɜ:d]	heard	слышать
hurt [hɜ:t]	hurt	hurt	ушибить, ушибиться
know [nəʊ]	knew [nju:]	known [nəʊn]	знать
lay	laid	laid	класть, накрывать (на стол)
learn [lɜ:n]	learned [lɜ:nd] or learnt	learned or learnt	учить (что-то), узнавать
let	let	let	позволять
make	made	made	делать, заставляя
meet	met	met	встречать, встречаться
pay	paid	paid	платить
put [pʊt]	put	put	класть, ставить
read	read [red]	read [red]	читать
run	ran	run	бежать, бегать
say	said [sed]	said [sed]	говорить, сказать (что-то)
see	saw [sɔ:]	seen [si:n]	видеть
send	sent	sent	посылать
show [ʃəʊ]	showed [ʃəʊd]	shown [ʃəʊn]	показывать
sing	sang	sung	петь
sit	sat	sat	сидеть
sleep	slept	slept	спать
smell	smelt	smelt	нюхать, пахнуть
speak [spi:k]	spoke [spəʊk]	spoken	говорить, разговаривать
stand	stood	stood	стоять
swim	swam [swæm]	swum	плавать
take	took [tʊk]	taken [teɪkən]	брать, взять
teach	taught [tɔ:t]	taught	учить (кого-то)
tell	told [təʊld]	told	сказать (кому-то что-то), рассказать
think	thought [θɔ:t]	thought	думать
understand	understood	understood	понимать
wear [weə]	wore [wɔ:]	worn [wɔ:n]	носить (одежду)
write [raɪt]	wrote [rəʊt]	written [rɪtn]	писать

English-Russian vocabulary

Аа

a [ə] (an) — *неопределённый артикль*
about [ə'baʊt] — о, около
above [ə'baʊv] — над
act [ækt] — разыгрывать
activity [æk'tɪvɪtɪ] — действие
address [ə'dres] — адрес
advert ['ædwɜ:t] — реклама, объявление
afraid [ə'freɪd] — испуганный
to be afraid of — бояться чего-либо
Africa ['æfrɪkə] — Африка
after [ɑ:ftə] — после
again [ə'geɪn] — опять, снова
age [eɪdʒ] — возраст
ago [ə'gəʊ] — назад
two days ago — два дня тому назад
air [eə] — воздух
alive [ə'laɪv] — живой
all [ɔ:l] — весь, вся, всё, все
alone [ə'ləʊn] — один
along [ə'lɒŋ] — вдоль, по
alphabetical [ælfə'betɪkəl] — алфавитный
also [ɔ:lsəʊ] — также, тоже
always [ɔ:lweɪz] — всегда
am [əm] (to be) — *глагол-связка*
I am = I'm
and [ənd] — и, а
angry ['æŋgrɪ] — сердитый
animal ['ænɪməl] — животное
another [ə'nʌðə] — ещё один, другой
answer [ɑ:nsə] — 1) отвечать; 2) ответ
Antarctica [ænt'ɑ:ktɪkə] — Антарктика
any ['eni] — некоторое количество, любой
anything ['eniθɪŋ] — что-нибудь

apple [æpl] — яблоко
April ['eɪprɪl] — апрель
are [ɑ:] (to be) — *глагол-связка*
are not = aren't
armchair ['ɑ:mʃeə] — кресло
arrange (the words) [ə'reɪndʒ] — расставлять (слова)
art [ɑ:t] — искусство
ask [ɑ:sk] — спрашивать, просить
at [ət] — на, за, в
at school — в школе
August ['ɔ:gəst] — август
Australia [ɔ:'streɪljə] — Австралия
autumn ['ɔ:təm] — осень
away [ə'weɪ] — прочь
go away — уходи

Вв

baby ['beɪbɪ] — ребёнок, младенец
back [bæk] — назад
bad [bæd] — плохой
badminton ['bædmɪntən] — бадминтон
bag [bæg] — сумка, портфель
banana [bə'nɑ:nə] — банан
basketball ['bɑ:skɪtbɔ:l] — баскетбол
bathroom ['bɑ:θʊrʊm] — ванная комната
battle [bætl] — битва, сражение
be [bi:] (is, am, are) — быть, находиться
bear [beə] — медведь
beautiful ['bjʊtɪfəl] — прекрасный
because [brɪ'kɔ:z] — потому что
become [brɪ'kʌm] (became, become) — становиться
bed [bed] — кровать
bedroom ['bedrʊm] — спальня
bee [bi:] — пчела
before [brɪ'fɔ:] — до
begin [brɪ'gɪn] (began [brɪ'gæn], begun [brɪ'gʌn]) — начинать
behind [brɪ'haɪnd] — позади

bell [bel] — звонок
Berlin [bɜ:'lɪn] — Берлин
best [best] — самый лучший, наилучший
Best wishes! — Наилучшие пожелания!
better ['betə] — лучше
between [brɪ'twi:n] — между
big [bɪg] — большой
bike [baɪk] — велосипед
bird [bɜ:d] — птица
birthday ['bɜ:θdeɪ] — день рождения
Happy birthday! — С днём рождения!
bite [baɪt] (**bit** [bɪt], **bitten** [bɪtn]) — кусаться
black [blæk] — чёрный
blouse [blaʊz] — блузка
blue [blu:] — синий, голубой
board [bɔ:d] — доска (в классе)
book [bʊk] — книга
bookshelf ['bʊkʃelf] — книжная полка
boot [bu:t] — ботинок
bottle [bɒtl] — бутылка
box [bɒks] — коробка
boy [bɔɪ] — мальчик
brave [breɪv] — смелый, храбрый
bread [bred] — хлеб
break [breɪk] (**broke** [brəʊk], **broken** [brəʊkn]) — 1) ломать; 2) перемена
breakfast ['brekfəst] — завтрак
for breakfast — на завтрак
have breakfast — завтракать
bridge [brɪdʒ] — мост
bright [braɪt] — яркий
bring [brɪŋ] (**brought** [brɔ:t], **brought** [brɔ:t]) — приносить
Britain [brɪtn] — Британия
brother ['brʌðə] — брат
build [bɪld] (**built** [bɪlt], **built** [bɪlt]) — строить
busy ['bɪzi] — занятой
I'm busy. — Я занят.
but [bʌt] — но, а
butter ['bʌtə] — масло
buy [baɪ] (**bought** [bɔ:t], **bought** [bɔ:t]) — покупать
bye-bye ['baɪ'baɪ] — до свидания, пока

Сс

cabbage ['kæbɪdʒ] — капуста
cake [keɪk] — торт, пирожное
calendar ['kælɪndə] — календарь
call [kɔ:l] — 1) звать, называть; 2) зов, крик
Cambridge ['keɪmbɪdʒ] — Кэмбридж
camel ['kæməl] — верблюд
can [kæn] — могу, умею
cannot = can't [kɑ:nt]
cap [kæp] — шапка, кепка
capital ['kæpɪtl] — столица
car [kɑ:] — легковая машина
card [kɑ:d] — карточка
carpet ['kɑ:pɪt] — ковер
carrot ['kærət] — морковь
carry ['kæri] — носить, возить
cartoon [kɑ:'tu:n] — мультфильм
cassette [kə'set] — кассета
cat [kæt] — кот, кошка
catch [kætʃ] (**caught** [kɔ:t], **caught** [kɔ:t]) — ловить, поймать
CD [si:'di:] — компакт-диск
chair [tʃeə] — стул
chase [tʃeɪs] — преследовать
check [tʃek] — 1) проверять; 2) контроль, проверка
cheese [tʃi:z] — сыр
chess [tʃes] — шахматы
child [tʃaɪld] — ребёнок
children ['tʃɪldrən] — дети
chimney ['tʃɪmni] — дымоход, труба
chocolate ['tʃɒklɪt] — шоколад
chocolates — шоколадные конфеты
choose [tʃu:z] (**chose** [tʃəʊz], **chosen** [tʃəʊzn]) — выбирать
Christmas ['krɪsməs] — Рождество
city ['sɪti] — город (*большой*)
class [klɑ:s] — класс
classmate ['klɑ:smeɪt] — одноклассник
classroom ['klɑ:srʊm] — классная комната, кабинет в школе
clean [kli:n] — 1) чистить, убирать; 2) чистый
climb [klaɪm] — взбираться, карабкаться
clock [klɒk] — часы

clothes [kləʊðz] — одежда
cloudy ['klaʊdi] — облачный
clown [klaʊn] — клоун
coat [kəʊt] — пальто, шубка
cockerel ['kɒkərəl] — петух
coffee ['kɒfi] — кофе
coin [kɔɪn] — монета
cold [kəʊld] — холодный
colour ['kʌlə] — цвет
colourful ['kʌləfl] — красочный, яркий
combinations [kəmbi'neɪʃn] — сочетание
come [kʌm] (**came** [keɪm], **come** [kʌm]) — приходить, приезжать
compare [kəm'peə] — сравнивать
complete [kəm'pli:t] — завершить, закончить
computer [kəm'pjʊ:tə] — компьютер
continue [kən'tɪnju:] — продолжить
cook [kʊk] — готовить
cookbook — поваренная книга
corn [kɔ:n] — зерно, кукуруза
corner ['kɔ:nə] — угол
cornflakes ['kɔ:nfleɪks] — кукурузные хлопья
correct [kə'rekt] — правильный
count [kaʊnt] — считать
country ['kʌntri] — 1) сельская местность; 2) сельский
in the country — за городом (где?)
to the country — за город (куда?)
cow [kaʊ] — корова
crocodile ['krɒkədəɪl] — крокодил
cry [kraɪ] — плакать, кричать
cup [kʌp] — чашка
cut [kʌt] (**cut** [kʌt], **cut** [kʌt]) — резать

Dd

dad [dæd] — папа (*разг.*)
dance [dɑ:ns] — 1) танцевать; 2) танец
danger ['deɪndʒə] — опасность
dark [dɑ:k] — тёмный
daughter ['dɔ:tə] — дочь
day [deɪ] — день
deal [di:l] — иметь дело

dear [dɪə] — дорогой
December [dɪ'sembə] — декабрь
deer [dɪə] — олень
describe [dɪ'skraɪb] — описывать
desert ['dezət] — пустыня
desk [desk] — парта
dialogue ['daɪələʊg] — диалог
dictionary ['dɪkʃənəri] — словарь
different ['dɪfərənt] — разный
dig [dɪg] (**dug** [dʌg], **dug** [dʌg]) — копать
dinner ['dɪnə] — обед
for dinner — на обед
have dinner — обедать
diploma [dɪ'plɒmə] — диплом
dirty ['dɜ:ti] — грязный
discuss [dɪ'skʌs] — обсуждать
dive [daɪv] — нырять
do [du:] (**did** [dɪd], **done** [dʌn]) — делать
does [dʌz] — 1) делает; 2) глагол-помощник
don't [dəʊnt] — краткая отрицательная форма глагола **do**
doesn't — краткая отрицательная форма глагола **does**
do the washing up — мыть посуду
doctor ['dɒktə] — доктор
dog [dɒg] — собака
doll [dɒl] — кукла
dolphin ['dɒlfɪn] — дельфин
donkey ['dɒŋki] — осёл
door [dɔ:] — дверь
down [daʊn] — вниз, внизу
dragon ['dræɡən] — дракон
draw [drɔ:] (**drew** [dru:], **drawn** [drɔ:n]) — рисовать
dress [dres] — платье
drink [drɪŋk] (**drank** [dræŋk], **drunk** [drʌŋk]) — пить
duck [dʌk] — утка
during ['djʊəriŋ] — на протяжении, во время (когда?)

Ee

early ['ɜ:li] — рано
ear [ɪə] — ухо
east [i:st] — восток

easy ['i:zi] — легко, лёгкий
eat [it] (**ate** [et], **eaten** [itn]) —
есть, кушать
egg [eg] — яйцо
eight [eit] — восемь
elephant ['elɪfənt] — слон
eleven [ɪ'ven] — одиннадцать
else [els] — ещё
end [end] — конец
England ['ɪŋɡlənd] — Англия
English ['ɪŋɡlɪʃ] — английский
enjoy [ɪn'dʒɔɪ] — получать удоволь-
ствие
even [i:vən] — даже
evening ['i:vniŋ] — вечер
every ['evri] — каждый
everyone ['evriwʌn] — каждый
everything ['evriθɪŋ] — всё
everywhere ['evriweə] — везде
example [ɪg'zɑ:mpl] — пример
excuse [ɪk'skju:z] — извинять, прощать
exercise ['eksəsaɪz] — упражнение
explain [ɪk'spleɪn] — объяснять
eye [aɪ] — глаз

Ff

face [feɪs] — лицо
fairy [ˈfeəri] — сказочный
fairy tale [ˈfeəriːteɪl] — сказка
fall [fɔ:l] (**fell** [fel], **fallen** [ˈfɔ:lən]) —
падать
false [fɔ:ls] — неправильный
family [ˈfæməli] — семья
fantastic [fænˈtæstɪk] —
фантастический
fantasy [ˈfæntəsi] — фантазия
faraway [ˈfɑ:rəweɪ] — дальний
arm [fɑ:m] — ферма
farmer [ˈfɑ:mə] — фермер
fashion [ˈfæʃən] — мода
fat [fæt] — толстый, жирный
father [ˈfɑ:ðə] — отец, папа
favourite [ˈfeɪvərɪt] — любимый
February [ˈfebrʊəri] — февраль
feed [fi:d] (**fed** [fed], **fed** [fed]) —
кормить
feet [fi:t] — ноги
fell [fi:l] (**felt** [felt], **felt** [felt]) —
чувствовать

field [fi:ld] — поле
fifteen [ˌfɪfti:n] — пятнадцать
fill [fɪl] — заполнять (*пропуски*)
film [fɪlm] — фильм
find [faɪnd] (**found** [faʊnd], **found** [faʊnd]) — находить
fine [faɪn] — хороший, прекрасный
finger [ˈfɪŋɡə] — палец (*руки*)
finish [ˈfɪnɪʃ] — заканчивать
fire [faɪə] — огонь
fireplace [ˈfaɪəpleɪs] — камин
first [fɜ:st] — первый
fish [fɪʃ] — рыба
five [faɪv] — пять
flat [flæt] — квартира
floor [flɔ:] — пол
flower [ˈflaʊə] — цветок
fly [flaɪ] (**flew** [flu:], **flown** [fləʊn]) —
летать
follow [ˈfɒləʊ] — следить, следовать
за
food [fu:d] — еда, пища
football [ˈfʊtbɔ:l] — футбол
footballer [ˈfʊtbɔ:lə] — футболист
for [fə] — для, в течение (как
долго?)
forecast [ˈfɔ:kɑ:st] — прогноз погоды
forest [ˈfɒrɪst] — лес
form [fɔ:m] — класс
four [fɔ:] — четыре
fox [fɒks] — лиса
France [frɑ:ns] — Франция
Friday [ˈfraɪdɪ] — пятница
friend [frend] — друг
frog [frɒɡ] — лягушка
from [frəm] — из
frosty [ˈfrɒsti] — морозный
full [fʊl] — полный
fun [fʌn] — веселье, удовольствие
have fun — веселиться
funny [ˈfʌni] — смешной, забавный
future [ˈfju:tʃə] — будущий

Gg

game [geɪm] — игра
garden [ˈɡɑ:dn] — сад
get [get] (**got** [gɒt], **got** [gɒt]) —
получать
get along — уживаться

get rid of — избавляться
get up — вставать с постели
giraffe [dʒɪ'rɑ:f] — жираф
girl [gɜ:l] — девочка
give [gɪv] (**gave** [geɪv], **given** [gɪvən]) — давать, подавать
glad [glæd] — довольный
I'm glad — Я доволен (рад)
glass [glɑ:s] — стакан
go [gəʊ] (**went** [went], **gone** [gɒn]) — ходить, идти, ехать
go to bed — ложиться спать
go for a walk — прогуляться
goldfish ['gəʊld,fɪʃ] — золотая рыбка
good [gʊd] — хороший, добрый
goodbye — до свидания
good morning — доброе утро
Good luck! — Удачи!
granddaughter ['grændɔ:tə] — внучка
grandfather ['grændfɑ:ðə] — дедушка
grandma ['grændmɑ:] — бабушка (*разг.*)
grandmother ['grændmʌðə] — бабушка
grandpa ['grændpɑ:] — дедушка (*разг.*)
grandson ['grændsɒn] — внук
granny ['græni] — бабушка (*разг.*)
grass [grɑ:s] — трава
great [greɪt] — замечательно
green [ɡri:n] — зелёный
grey [ɡreɪ] — серый, седой
ground [ɡraʊnd] — земля
grow [ɡrəʊ] (**grew** [ɡru:], **grown** [ɡrəʊn]) — расти, выращивать
guess [ɡes] — догадываться

Hh

half [hɑ:f] — половина
half past three — половина четвертого
hall [hɔ:l] — холл, зал
ham [hæm] — ветчина
hand [hænd] — рука (кисть)
happy ['hæpɪ] — счастливый
hat [hæt] — шляпа
have [hæv] (**had** [hæd], **had** [hæd]) — иметь
have not = haven't
I have a hat on. — На мне (надета) шляпа.

I have — у меня есть
has — имеет
he (she) has — у него (неё) есть
has not = hasn't
he [hi:] — он
hear [hiə] (**heard** [hɜ:d], **heard** [hɜ:d]) — слышать
heart [hɑ:t] — сердце
by heart — наизусть
hello [hə'ləʊ] — привет
help [help] — 1) помогать;
 2) помощь
Help yourself! — Угощайся!
hen [hen] — курица
her [hɜ:] — её, ей
here [hiə] — здесь, сюда
here it is / here you are — пожалуйста, вот
Hi! [haɪ] — Привет! (*разг.*)
hide [haɪd] (**hid** [hɪd], **hidden** [hɪdn]) — прятаться
hide-and-seek — прятки (игра)
high [haɪ] — высокий
hill [hɪl] — холм
him [hɪm] — ему, его (кого?)
with him — с ним
himself [hɪm'self] — (он) сам
his [hɪz] — его (чей?)
hobby ['hɒbi] — хобби, увлечение, любимое занятие
hockey ['hɒki] — хоккей
holiday ['hɒlɪdeɪ] — праздник
holidays ['hɒlɪdɪz] — каникулы
home [həʊm] — дом, домой
at home — дома
homework ['həʊmwɜ:k] — домашняя работа
honey ['hʌni] — мёд
hope [həʊp] — 1) надеяться;
 2) надежда
horse [hɔ:s] — лошадь
hot [hɒt] — жарко, горячий
hour [aʊə] — час
house [haʊs] — дом
housewife ['haʊswaɪf] — домашняя хозяйка
how [haʊ] — как (*вопросительное слово*)
How many/much? — Сколько?

How old are you? — Сколько вам (тебе) лет?

hungry ['hʌŋɡri] — голодный

I'm hungry. — Я голоден.

hunter ['hʌntə] — охотник

Ii

I [aɪ] — я

ice [aɪs] — лёд

ice cream ['aɪskri:m] — мороженое

idea [aɪ'diə] — идея

if [ɪf] — если, ли

illustrate ['ɪləstreɪt] — иллюстрировать, пояснять

important [ɪm'pɔ:tənt] — важный

in [ɪn] — в

information [ˌɪnfə'meɪʃən] — информация

ink [ɪŋk] — чернила

instruction [ɪn'strʌkʃən] — инструкция

interesting ['ɪntrɪstɪŋ] — интересный

interview ['ɪntəvju:] — интервью

into ['ɪntə] — внутрь

is (to be) — *глагол-связка*

is not = isn't

it [ɪt] — это, оно; *слово, заменяющее названия предметов, животных*

its [ɪts] — его, её (*с неодуш. сущ.*)

Jj

jacket ['dʒækɪt] — куртка, жакет

jam [dʒæm] — варенье

January ['dʒænjuəri] — январь

jar [dʒɑ:] — банка

jeans [dʒi:nz] — джинсы

joke [dʒəʊk] — шутка

juice [dʒu:s] — сок

July [dʒu:'laɪ] — июль

jump [dʒʌmp] — прыгать

June [dʒu:n] — июнь

just [dʒʌst] — только что

Kk

Kaluga [kə'lu:gə] — Калуга

kangaroo [ˌkæŋɡə'ru:] — кенгуру

Kara Kum [ˌkɑ:rɑ: 'kum] —

Каракум (*пустыня*)

key [ki:] — ключ

kid [kɪd] — ребёнок

kind [kaɪnd] — добрый

king [kɪŋ] — король

kitchen ['kɪtʃɪn] — кухня

kite [kaɪt] — воздушный змей

kitten ['kɪtn] — котёнок

know [nəʊ] (knew [nju:], known [nəʊn]) — знать

Krasnodar [ˌkrɑ:snə'dɑ:] — Краснодар

Ll

lamb [læm] — ягнёнок

lamp [læmp] — лампа

land [lænd] — земля

large [lɑ:dʒ] — большой

last [lɑ:st] — последний, прошлый
at last — наконец

late [leɪt] — поздно, поздний

lay [leɪ] (laid [leɪd], laid [leɪd]) — класть, положить

lay the table — накрывать на стол

lazy ['leɪzi] — ленивый

learn [lɜ:n] (learned [lɜ:nt], learnt [lɜ:nt]) — учить что-то, узнавать

leaf [li:f] (leaves) — лист (листья)

left [left] — левый

leg [leg] — нога (вся)

lesson ['lesən] — урок

let [let] us = let's — давайте

letter ['letə] — письмо, буква

light [laɪt] — светлый

like [laɪk] — любить, нравиться

line [laɪn] — линия

lion [laɪən] — лев

list [lɪst] — список

listen ['lɪsən] — слушать

little ['lɪtl] — маленький, мало

live [lɪv] — жить

London ['lʌndən] — Лондон

long [lɒŋ] — длинный

look [lʊk] — смотреть, выглядеть

look at — смотреть на

look for — искать

look like — быть похожим

look nice — выглядеть красиво

lot ['lɒt] (a lot of) — много

loudly ['laʊdli] — громко
love [lʌv] — 1) любить; 2) любовь
lunch [lʌntʃ] — еда в середине дня
(обед)
have lunch — обедать

Mm

madam ['mædəm] — мадам
magazine [ˌmæɡə'ziːn] — журнал
make [meɪk] (**made** [meɪd],
made [meɪd]) — делать,
изготавливать, заставлять
make a bed — заправлять постель
make friends — подружиться
man [mæn] — человек, мужчина;
мн. ч. men [men]
manners ['mænəz] — манеры,
поведение
many ['meni] — много
March [mɑːtʃ] — март
match [mætʃ] — подбирать (в пару)
maths [mæθs] — математика
may [meɪ] — могу, может
May I? — Можно мне...?
May [meɪ] — май
maybe ['meɪbi] — может быть
me [mi:] — мне, меня
meet [mi:t] (**met** [met], **met** [met]) —
встречать, познакомиться
men [men] — мужчины
menu ['menju:] — меню
merry ['meri] — веселый
message ['mesɪdʒ] — сообщение,
послание
mice [maɪs] — мыши
middle [mɪdl] — середина
milk [mɪlk] — молоко
mime [maɪm] — показать жестами
minute ['mɪnɪt] — минута
just a minute — подождите мину-
точку
in a minute — через минутку
Miss [mɪs] — *обращение к девушке*
mistake [mɪ'steɪk] — ошибка
mitten ['mɪtn] — рукавица
model ['mɒdl] — модель, образец
modern ['mɒdn] — современный
Monday ['mʌndaɪ] — понедельник
monkey ['mʌŋki] — обезьяна

monster ['mɒnstə] — монстр,
чудовище
month [mʌnθ] — месяц
more [mɔː] — больше, более
morning ['mɔːnɪŋ] — утро
Moscow ['mɒskəʊ] — Москва
most [məʊst] — самый
mother ['mʌðə] — мама
mountain ['maʊntɪn] — гора
mouse [maʊs] — мышь; *мн. ч. mice*
[maɪs]
mouth [maʊθ] — рот
Mr ['mɪstə] — (сокращ. от Mister)
мистер
Mrs ['mɪsɪz] — (сокращ. от Mistress)
миссис
much [mʌtʃ] — много
mum [mʌm] — мама (*разг.*)
mum = mother
music ['mjuzɪk] — 1) музыка;
2) музыкальный
must [mʌst], [mɛst] — должен
my [maɪ] — мой, моя, моё, мои

Nn

name [neɪm] — имя
near [nɪə] — рядом, близко
neck [nek] — шея
need [ni:d] — нуждаться
I need — мне нужно
neighbour ['neɪbə] — сосед(ка)
never ['nevə] — никогда
new [nju:] — новый
news [njuːz] — новости
newspaper ['njuːspɛɪpə] — газета
next [nekst] — следующий,
ближайший, будущий
nice [naɪs] — красивый, приятный
night [naɪt] — ночь
at night — ночью
Good night! — Спокойной ночи!
Nile [naɪl] — Нил (*река*)
nine [naɪn] — девять
ninety ['naɪntɪ] — девяносто
no [nəʊ] — нет
nobody ['nəʊbɒdɪ] — никто
noisy ['nɔɪzi] — шумный
nose [nəʊz] — нос

not [nɒt] — не (*отрицательная частица*)

note [nəʊt] — заметка, запись

nothing ['nʌθɪŋ] — ничего

now [naʊ] — теперь, сейчас

number ['nʌmbə] — номер, число, цифра

Оо

observation [ˌɒbzə'veɪʃn] — наблюдение

ocean [əʊʃn] — океан

October [ɒk'təʊbə] — октябрь

of [əv / ɒv] — *предлог родительного падежа*

often ['ɒfən] — часто

OK (okay) [əʊ'keɪ] — хорошо, всё в порядке

old [əʊld] — старый

Omsk [ɒmsk] — Омск

on [ɒn] — на

once [wʌns] — однажды

one [wʌn] — один

one day — однажды

only ['əʊnli] — только

open ['əʊpən] — открывать

or [ɔ:] — или

orange ['ɒrɪndʒ] — апельсин, оранжевый

order ['ɔ:də] — порядок

other ['ʌðə] — другой, иной

our [aʊə] — наш

out [aʊt] — вне, за, из

over ['əʊvə] — над

own [əʊn] — собственный

Oxford ['ɒksfəd] — Оксфорд

Рр

Pacific Ocean [pə'sɪfɪk 'əʊʃn] (the) — Тихий океан

paint [peɪnt] — рисовать (*красками*)

paints [peɪnts] — краски

pair [peə] — пара

palace ['pælɪs] — дворец

pantry ['pæntri] — кладовая

Paris ['pærɪs] — Париж

park [pɑ:k] — парк

parrot ['pærət] — попугай

part [pɑ:t] — часть

partner ['pɑ:tnə] — партнёр

party ['pɑ:ti] — приём гостей, вечеринка

past [pɑ:st] — прошедший

pen [pen] — ручка

pencil [pensl] — карандаш

people [pi:pl] — люди

pet [pet] — питомец, домашнее животное

phone [fəʊn] — 1) звонить по телефону; 2) телефон

photo ['fəʊtəʊ] — фотография

piano [pi'ænəʊ] — пианино

picnic ['pɪknɪk] — пикник

picture ['pɪktʃə] — рисунок, картина

pie [paɪ] — пирог

piece [pi:s] — кусок

pig [pɪɡ] — поросёнок, свинья

pink [pɪŋk] — розовый

pity ['pɪti] — жалость

place [pleɪs] — место

plant [plɑ:nt] — растение

plate [pleɪt] — тарелка

play [pleɪ] — играть

play tennis (football) — играть в теннис (футбол)

play the piano — играть на пианино

please [pli:z] — пожалуйста

pleasure ['plezə] — удовольствие

poem ['pəʊɪm] — стихотворение

polish ['pɒlɪʃ] — полировать

polite [pə'laɪt] — вежливый

poor [pʊə] — бедный

porridge ['pɒrɪdʒ] — каша (*овсяная*)

postcard ['pəʊstkɑ:d] — открытка

poster ['pəʊstə] — плакат

postman ['pəʊstmən] — почтальон

pound ['paʊnd] — фунт стерлингов (денежная единица)

prefer [prɪ'fɜ:z] — предпочитать

prepare [prɪ'preə] — готовить, подготавливать(ся)

present ['prezənt] — подарок, настоящий

price [praɪs] — цена

problem ['prɒbləm] — проблема

programme ['prɒɡræm] — программа

progress ['prəʊgres] — развитие
Progress check — проверочные задания
project ['prɒdʒekt] — проект
prove [pru:v] — доказывать
Pskov [pskɔ:f] — Псков
pupil ['pjʊ:pl] — ученик
put [pʊt] (**put** [pʊt], **put** [pʊt]) — класть, ставить
put on — надевать
puzzle [pʌzl] — головоломка

Qq

quarter ['kwɔ:tə] — четверть
question ['kwɛstʃn] — вопрос
quiz [kwiz] — викторина

Rr

rabbit ['ræbɪt] — кролик
rain [reɪn] — дождь
raincoat [reɪn'kəʊt] — плащ
rainy ['reɪni] — дождливый
read [ri:d] (**read** [red], **read** [red]) — читать
ready ['redi] — готовый
really ['ri:li] — разве, действительно
red [red] — красный
remember [rɪ'membə] — помнить
repair [rɪ'peə] — чинить
repeat [rɪ'pi:t] — повторять
result [rɪ'zʌlt] — результат
rich [rɪʃ] — богатый
ride [raɪd] (**rode** [rəʊd], **ridden** [rɪdn]) — кататься верхом
ride a bike — кататься на велосипеде
right [raɪt] — правый, правильный
ring [rɪŋ] — кольцо
river ['rɪvə] — река
road [rəʊd] — дорога
Rome [rəʊm] — Рим
room [ru:m] — комната
round [raʊnd] — круглый
rubber ['rʌbə] — ластик
rule [ru:l] — правило
ruler ['ru:lə] — линейка
run [rʌn] (**ran** [ræn], **run** [rʌn]) — бегать

Russia ['rʌʃə] — Россия
Russian ['rʌʃən] — 1) русский язык;
2) русский, русская

Ss

sad [sæd] — грустный, печальный
Sahara [sə'hɑ:rə] (the) — Сахара (пустыня)
sale [seɪl] — распродажа
sandwich ['sændwɪdʒ] — бутерброд
Santa Claus ['sæntə klɔ:z] — Санта-Клаус
Saturday ['sætədi] — суббота
say [seɪ] (**said** [sed], **said** [sed]) — говорить, сказать (что-то)
scarf [skɑ:f] — шарф
school [sku:l] — школа
at school — в школе
to school — в школу
score [skɔ:] — счёт (в игре)
sea [si:] — море
season ['si:zən] — время года, сезон
second ['sekənd] — второй
secret ['si:kri:t] — секрет
section ['sekʃən] — секция
see [si:] (**saw** [sɔ:], **seen** [si:n]) — видеть
I see — понимаю
seed [si:d] — семя
seeds — семена
send [send] (**sent** [sent], **sent** [sent]) — посылать
sentence ['sentəns] — предложение
September [sep'tembə] — сентябрь
seven ['sevən] — семь
share [ʃeə] — делиться, пользоваться вместе
sharpener ['ʃɑ:pneɪ] — точилка
she [ʃi:] — она
sheep [ʃi:p] — овца, овцы
shelf [ʃelf] — книжная полка;
мн. ч. shelves [ʃelvz]
shirt [ʃɜ:t] — рубашка
shoes [ʃu:z] — туфли
shop [ʃɒp] — магазин
shop assistant — продавец
go shopping — ходить за покупками

short [ʃɔ:t] — короткий
shorts [ʃɔ:ts] — шорты
shout [ʃaʊt] — кричать
show [ʃəʊ] (**showed** [ʃəʊd], **shown** [ʃəʊn]) — 1) показывать;
2) представление, шоу
simple [sɪmpl] — простой
sing [sɪŋ] (**sang** [sæŋ], **sung** [sʌŋ]) — петь
sister ['sɪstə] — сестра
sit [sɪt] (**sat** [sæt], **sat** [sæt]) — сидеть
sit down — садиться
six [sɪks] — шесть
size [saɪz] — размер
skate ['skeɪt] — кататься на коньках
roller skate — кататься на роликовых коньках
skates [skeɪts] — коньки
ski [ski:] — кататься на лыжах
skip [skɪp] — скакать (через прыгалки)
skirt [skɜ:t] — юбка
sky [skaɪ] — небо
sleep [sli:p] (**slept** [slept], **slept** [slept]) — спать
sleigh [slei] — сани
slim [slɪm] — худенький, стройный
small [smɔ:l] — маленький
smart [smɑ:t] — умный
smell [smel] (**smelt** [smelt], **smelt** [smelt]) — нюхать, пахнуть
smile [smaɪl] — 1) улыбаться;
2) улыбка
SMS [es em 'es] — сообщение
snake [sneɪk] — змея
snow [snəʊ] — снег
snowball ['snəʊbɔ:l] — снежок
snowman ['snəʊmæn] — снеговик
snowy [snəʊɪ] — снежный
so [səʊ] — так, такой, и поэтому
Sochi ['sɔ:tʃɪ] — Сочи
sock [sɒk] — носок
sofa ['səʊfə] — диван
solve [sɒlv] — решать
some [sʌm] — несколько, некоторое количество
something ['sʌmθɪŋ] — что-то, что-нибудь

sometimes ['sʌmtaɪmz] — иногда
son [sʌn] — сын
song [sɒŋ] — песня
soon [su:n] — скоро
sorry ['sɒrɪ] — извините
I am sorry. — Извините меня.
sound [saʊnd] — 1) звучать; 2) звук
speak [spi:k] (**spoke** [spəʊk], **spoken** [spəʊkən]) — разговаривать
spoon [spu:n] — ложка
sport [spɔ:t] — спорт
spring [sprɪŋ] — весна
St Petersburg [snt 'pɪtəzbɜ:g] — Санкт-Петербург
stand [stænd] (**stood** [stʊd], **stood** [stʊd]) — стоять
Stand up! — Встаньте!
star [stɑ:] — звезда
start [stɑ:t] — начинать
stepmother [step'mʌðə] — мачеха
stick [stɪk] — палка, трость
still [stɪl] — всё ещё, пока ещё
stone [stəʊn] — камень
stop [stɒp] — останавливать(ся)
story ['stɔ:ri] — история
strange [streɪndʒ] — странный
street [stri:t] — улица
strong [strɒŋ] — сильный, крепкий
study ['stʌdɪ] — изучать, учиться
subject ['sʌbdʒɪkt] — учебный предмет
suddenly ['sʌdnli] — вдруг
sugar ['ʃʊgə] — сахар
suit [sjut] — 1) подходить (об одежде); 2) костюм
summer ['sʌmə] — лето
sun [sʌn] — солнце
Sunday ['sʌndɪ] — воскресенье
on Sunday — в воскресенье
sunny ['sʌni] — солнечный
superman ['su:pə,mæn] — супермен
surname ['sɜ:neɪm] — фамилия
sweater ['swetə] — свитер
sweep [swi:p] (**swept** [swept], **swept** [swept]) — подметать пол
sweet [swi:t] — конфета
swim [swɪm] (**swam** [swæm], **swum** [swʌm]) — плавать
swimmer ['swɪmə] — пловец

Tt

table [teɪbl] — стол
tail [teɪl] — хвост
take [teɪk] (**took** [tʊk], **taken** [teɪkn]) — брать, взять
talk [tɔ:k] — 1) разговаривать; 2) разговор
tall [tɔ:l] — высокий
tape [teɪp] — пленка (магнитная)
tape recorder — магнитофон
tasty ['teɪstɪ] — вкусный
tea [ti:] — чай
teacher ['ti:tʃə] — учитель
team [ti:m] — команда
teeth [ti:θ] — зубы
tell [tel] (**told** [təʊld], **told** [təʊld]) — рассказывать, сказать кому-то что-то
ten [ten] — десять
tennis ['tenɪs] — теннис
test [test] — 1) проверять; 2) тест, проверочное задание
Test yourself. — Проверь себя.
textbook ['tekstbʊk] — учебник
text [tekst] — текст
than [ðæn] — чем
thank [θæŋk] — благодарить
thank you — спасибо
that [ðæt] — тот, та
that's all right — всё в порядке
the [ðə] — *определённый артикль*
their [ðeə] — их (чей?)
them [ðem] — им, их (кого?)
then [ðən] — потом, зачем
these [ði:z] — эти
they [ðeɪ] — они
thick [θɪk] — толстый
thin [θɪn] — тонкий
thing [θɪŋ] — вещь
think [θɪŋk] (**thought** [θɔ:t], **thought** [θɔ:t]) — думать
third [θɜ:d] — третий
this [ðɪs] — этот
those [ðəʊz] — те
though [ðəʊ] — хотя, несмотря на
three [θri:] — три
Thursday ['θɜ:zdi] — четверг
tick [tɪk] — ставить галочку

tiger ['taɪgə] — тигр
till [tɪl] — до, до тех пор
time [taɪm] — время
in time — вовремя
it's time — пора
title [taɪtl] — заголовок
toast [təʊst] — тост, поджаренный кусок хлеба
toboggan [tə'bɒgən] — кататься на санях
today [tə'deɪ] — сегодня
together [tə'geðə] — вместе
toilet ['tɔɪlɪt] — туалет
tomorrow [tə'mɒrəʊ] — завтра
Tomsk [tɒmsk] — Томск
too [tu:] — тоже, также, слишком, очень
town [taʊn] — город
toy [tɔɪ] — игрушка
trainer(s) ['treɪnə(z)] — кроссовки
translate [trænz'leɪt] — переводить
treat [tri:t] — лечить
tree [tri:] — дерево
trousers ['traʊzəz] — брюки
true [tru:] — верный
try [traɪ] — пробовать, пытаться; примерять (одежду)
T-shirt ['ti:ʃɜ:t] — футболка
Tuesday ['tju:zdi] — вторник
TV (television) ['telɪvɪzən] — телевидение
twenty ['twenti] — двадцать
two [tu:] — два

Uu

ugly ['ʌɡli] — некрасивый, уродливый
umbrella [ʌm'brelə] — зонт
under ['ʌndə] — под
unit ['ju:nɪt] — раздел учебника
up [ʌp] — вверх, кверху
us [ʌs] — нам, нас
USA [ju: 'es 'eɪ] (the) — США
use [ju:z] — использовать, применять
useful ['ju:sfəl] — полезный
usually ['ju:ʒuəli] — обычно

Vv

- very** ['veri] — очень
very well — очень хорошо
video ['vidiəʊ] — видео
visit ['vɪzɪt] — 1) посещать, навещать кого-либо; 2) посещение
Volgograd ['vɒlgəgrɑ:d] — Волгоград

Ww

- wait** [weɪt] — ждать
walk [wɔ:k] — 1) гулять, ходить пешком; 2) прогулка
Walkman ['wɔ:kmən] — плеер (переносной)
wall [wɔ:l] — стена
want [wɒnt] — хотеть
wardrobe ['wɔ:drəʊb] — гардероб, шкаф
warm [wɔ:m] — тепло, тёплый
was [wɒz] — *Past Simple* от **to be**, ед. ч. был, была
wash [wɒʃ] — мыть, мыться, умываться, стирать
watch [wɒtʃ] — 1) смотреть, наблюдать; 2) часы наручные
watch TV — смотреть телевизор
water ['wɔ:tə] — 1) поливать; 2) вода
we [wi:] — мы
weather ['weðə] — погода
What is the weather like? — Какая погода?
Wednesday ['wenzdi] — среда
week [wi:k] — неделя
welcome ['welkəm] — приветствовать
well [wel] — хорошо
were [wɜ:] — *Past Simple* от **to be**, мн. ч. были
west [west] — запад
whale [weɪl] — кит
what [wɒt] — что? какой?
when [wen] — когда
where [weə] — где? куда?
which [wɪtʃ] — который, какой из
whisper ['wɪspə] — шептать
white [waɪt] — белый
who [hu:] — кто, который

- why** [waɪ] — почему
wide [waɪd] — широкий
will [wɪl] — вспомогательный глагол будущего времени
win [wɪn] (**won** [wɒn], **won** [wɒn]) — выигрывать
wind [wɪnd] — ветер
window ['wɪndəʊ] — окно
windy ['wɪndɪ] — ветрено
wing [wɪŋ] — крыло
winter ['wɪntə] — зима
wish [wɪʃ] — 1) желать; 2) желание
witch [wɪtʃ] — ведьма, колдунья
with [wɪð] — с
wolf [wɒlf] — волк
woman ['wʊmən] — женщина; мн. ч. **women** ['wɪmɪn]
wonderful ['wʌndəfʊl] — чудесный
word [wɜ:d] — слово
work [wɜ:k] — 1) работать; 2) работа
workbook ['wɜ:kbʊk] — рабочая тетрадь
world ['wɜ:ld] — мир
worse [wɜ:s] — хуже
worst [wɜ:st] — наихудший
would you like...? — Вы бы хотели..?
write [raɪt] (**wrote** [rəʊt], **written** ['rɪtn]) — писать
wrong [rɒŋ] — неверный, неверно

Yy

- Yakutsck** [je'kʊtsk] — Якутск
yard [jɑ:d] — двор
year [jɪə] — год
yellow ['jeləʊ] — жёлтый
yes [jes] — да
yesterday ['jestədi] — вчера
yet [jet] — ещё
you [ju:] — ты, вы, тебе, вам
your [jɔ:] — твой, ваш, твои, ваши
yourself [jɔ:'self] — сам, себя
Help yourself! — Угощайся!

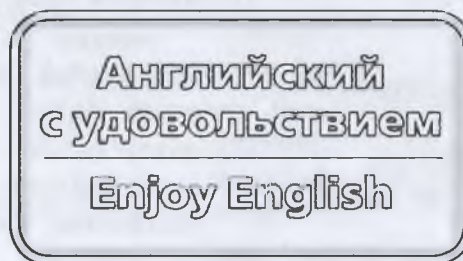
Zz

- zoo** [zu:] — зоопарк

Учебное издание

Биболетова Мерем Забатовна
Денисенко Ольга Анатольевна
Трубанева Наталия Николаевна

АНГЛИЙСКИЙ ЯЗЫК



Учебник для 4 класса
общеобразовательных учреждений

Замдиректора по подготовке изданий С. В. Ширина
Корректоры Г. А. Киселева, Г. П. Мартыненко
Художники: Т. С. Богомягих, В. С. Денисов, Д. Б. Костина, А. С. Кудашкина,
А. Н. Мезрина, А. А. Никитин, А. В. Савельева, Г. Ю. Скрипальщикова
Дизайн макета, верстка В. КиН
Компьютерная графика Н. С. Вишенковой
Фотографии Л. Н. Новоселова
Художественный редактор Е. А. Валяева
Цифровая обработка изображений Л. Н. Новоселова

Лицензия ИД № 00416 от 10.11.99

Санитарно-эпидемиологическое заключение о соответствии санитарным правилам РФ
№ 77.99.60.953.Д.006692.07.08 от 01.07.2008.

Подписано в печать 22.04.2009. Формат 60x84/8. Гарнитура "Школьная".
Печать офсетная. Бумага офсетная. Усл. печ. л. 16,8. Уч.-изд. л. 10,1.
Усл. кр.-отт. 69,07. Тир. 50 000 экз. Зак. № 09-924637.

Издательство "Титул". 249035, г. Обнинск, Калужская обл., а/я 5055.
Телефон (48439) 9-10-09. E-mail: pochta@titul.ru (книга почтой),
umk@titul.ru (оптовые покупатели)

Отпечатано в типографии "NEOGRAFIA a.s.", 036 55, Martin, ul. Skultety 1, SLOVAKIA
Телефоны: ++421 (43) 420 12 73, 420 12 95, 420 13 99. Факс: ++421 (43) 423 73 69
E-mail: prochazkova@neografia.sk, <http://www.neografia.sk>, <ftp://www.neografia.sk>

The ABC

A a [eɪ]

N n [en]

B b [bi:]

O o [əʊ]

C c [si:]

P p [pi:]

D d [di:]

Q q [kju:]

E e [i:]

R r [ɑ:]

F f [ef]

S s [es]

G g [dʒi:]

T t [ti:]

H h [eɪtʃ]

U u [ju:]

I i [aɪ]

V v [vi:]

J j [dʒeɪ]

W w [ˈdʌb(ə)lju:]

K k [keɪ]

X x [eks]

L l [el]

Y y [waɪ]

M m [em]

Z z [zed]

**Издательство “Титул” выпускает единую линию
учебно-методических комплектов для 2–11-х классов
“Английский с удовольствием” / “Enjoy English”:**

для 2–4 классов — учебники “Enjoy English–1”, “Enjoy English–2” (Part 1, Part 2), книги для учителя, Прописи, рабочие тетради, аудиокассеты, сборник песен “Game-Songs” с аудиокассетой

для 2–4 классов (новая редакция с июня 2006 года) — учебники, книги для учителя, рабочие тетради, аудиоприложение (аудиокассеты, CD MP3), сборник песен “Game-Songs” с аудиокассетой, обучающие компьютерные программы “Enjoy the ABC”, “Enjoy Listening and Playing”

для 5–6 классов — учебник, книга для учителя, книга для чтения для 6-го класса, рабочая тетрадь, аудиоприложение (аудиокассета, CD MP3), видеоприложение

для 7 класса — учебник, книга для учителя, рабочая тетрадь, аудиоприложение (аудиокассета, CD MP3), видеоприложение

для 8 класса — учебник, книга для учителя, рабочая тетрадь, аудиоприложение (аудиокассета, CD MP3), видеоприложение

для 9 класса — учебник, книга для учителя, рабочая тетрадь № 1, рабочая тетрадь № 2 “Контрольные работы”, аудиоприложение (аудиокассеты, CD MP3), видеоприложение

для 10 класса — учебник, книга для учителя, рабочая тетрадь № 1, рабочая тетрадь № 2 “Контрольные работы”, аудиоприложение (аудиокассеты, CD MP3)

для 11 класса — учебник, книга для учителя, рабочая тетрадь № 1, рабочая тетрадь № 2 “Контрольные работы”, аудиоприложение (аудиокассеты, CD MP3)

Авторская программа курса (2–11 классы)

Интернет-поддержка учебников и дополнительные материалы:

- на сайте www.titul.ru
- на интернет-портале www.englishteachers.ru

По вопросам приобретения книг следует обращаться в издательство “Титул”:

249035, г. Обнинск Калужской обл., а/я 5055, тел.: (48439) 9-10-09,

факс: (48439) 9-10-00, e-mail: pochta@titul.ru (книга почтой),

umk@titul.ru (оптовые покупатели).

ISBN 978-5-86866-305-5



9 785868 663055 >

Издательство “Титул”